PROPOSED PULMO LIFT RELOCATION

Construction Drawing Set

CLIENT
IGMH
AUG 2026

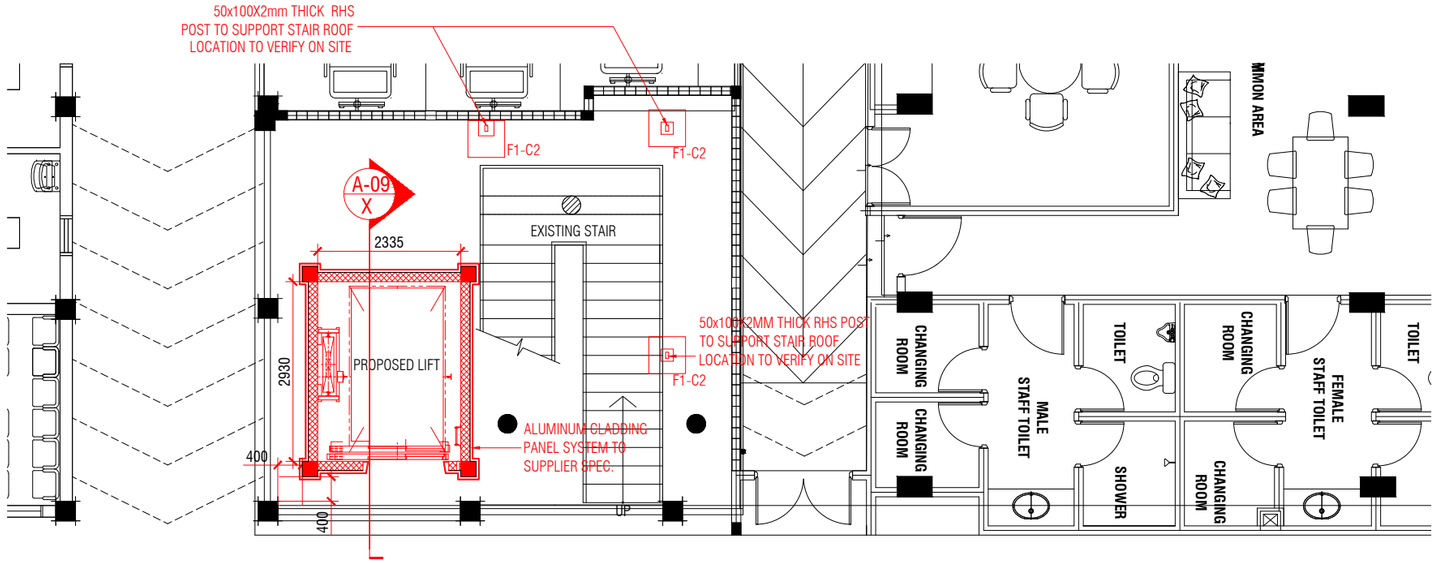

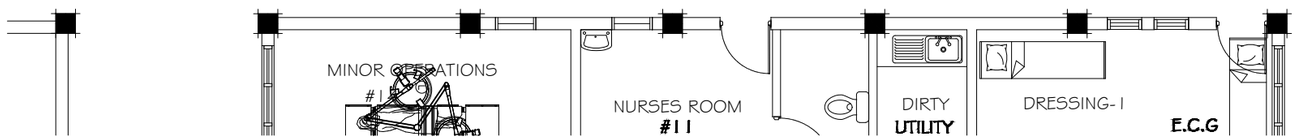

PROPOSED LIFT AT GROUND FLOOR

SCALE 1:100

0m 1m 3m 6m

NOTES

- PLEASE VERIFY ONSITE EXACT LOCATION OF LIFT PLEASE VERIFY ONSITE EXACT LOCATION OF LIFT & FLOOR LEVELS
- EXTERIOR WALL FINISH - ALUMINUM CLADDING PANEL SYSTEM TO SUPPLIER SPECIFICATION.
- INTERIOR WALL FINISH - 2 COAT EMULSION PAINT OVER 1 COAT PRIMER WITH WALL PUTTY.
- CONCRETE BEAMS NEED IN EVERY 1500MM (PLEASE VERIFY WITH LIFT SUPPLIER BEFORE CASTING CONCRETE)

150mm THICK MASONRY FULL BLOCK WORK

GENERAL NOTES

ALL DIMENSIONS ARE IN MM. UNLESS OTHERWISE SPECIFIED
DO NOT SCALE DRAWINGS, USE WRITTEN DIMENSIONS ONLY.IN CASE DOUBT,PLEASE ASK.
CONTRACTOR TO VERIFY ALL DIMENSIONS OF EXISTING WORKS ON SITE BEFORE COMMENCING ANY WORK OR PREPARING SHOP DRAWINGS

REVISION:	DATE:
DESCRIPTION	

CLIENT
IGMH

PROJECT NAME
PROPOSED PULMO LIFT RELOCATION

STAGE
RENOVATION

DRAWING TITLE	SCALE
AS GIVEN	**AS GIVEN**
DISCIPLINE **ARCHITECTURAL**	DRAWN BY -
	ARCHITECT -
	STR ENGINEER -
SHEET SIZE **A3**	DRAWING NUMBER A-01
SUBMITTED DATE **JULY 2026**	REVISION 00

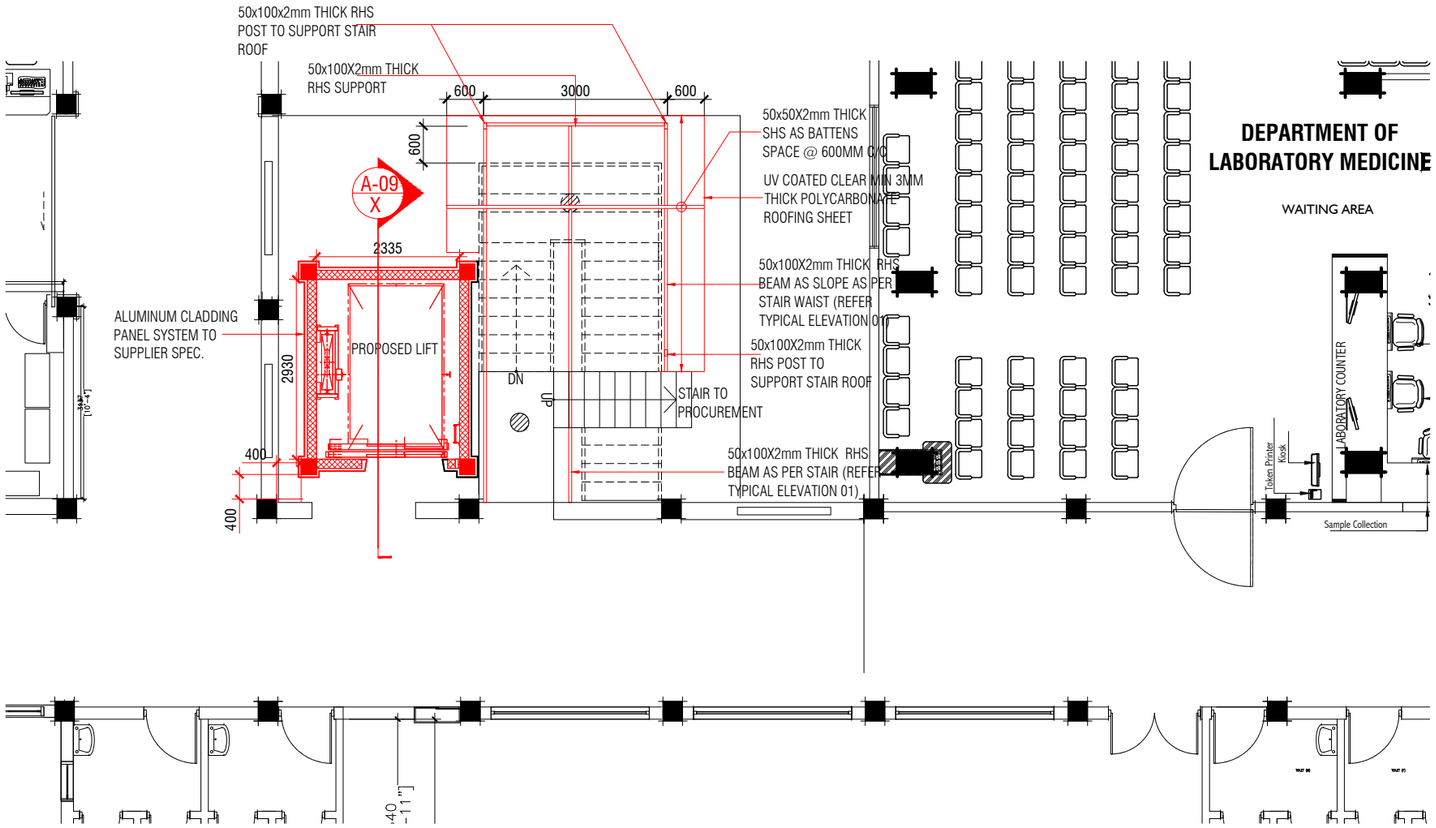

PROPOSED LIFT AT FIRST FLOOR

SCALE 1:100

0m 1m 3m 6m

NOTES

- PLEASE VERIFY ONSITE EXACT LOCATION OF LIFT PLEASE VERIFY ONSITE EXACT LOCATION OF LIFT & FLOOR LEVELS
- EXTERIOR WALL FINISH - ALUMINUM CLADDING PANEL SYSTEM TO SUPPLIER SPECIFICATION.
- INTERIOR WALL FINISH - 2 COAT EMULSION PAINT OVER 1 COAT PRIMER WITH WALL PUTTY.
- CONCRETE BEAMS NEED IN EVERY 1500MM (PLEASE VERIFY WITH LIFT SUPPLIER BEFORE CASTING CONCRETE)

150mm THICK MASONRY FULL BLOCK WORK

GENERAL NOTES

ALL DIMENSIONS ARE IN MM. UNLESS OTHERWISE SPECIFIED
DO NOT SCALE DRAWINGS, USE WRITTEN DIMENSIONS ONLY.IN CASE DOUBT,PLEASE ASK.
CONTRACTOR TO VERIFY ALL DIMENSIONS OF EXISTING WORKS ON SITE BEFORE COMMENCING ANY WORK OR PREPARING SHOP DRAWINGS

REVISION:	DATE:
DESCRIPTION	

CLIENT
IGMH

PROJECT NAME
PROPOSED PULMO LIFT RELOCATION

STAGE
RENOVATION

DRAWING TITLE	SCALE
AS GIVEN	**AS GIVEN**
DISCIPLINE **ARCHITECTURAL**	DRAWN BY -
	ARCHITECT -
	STR ENGINEER -
SHEET SIZE **A3**	DRAWING NUMBER A-02
SUBMITTED DATE **JULY 2026**	REVISION 00

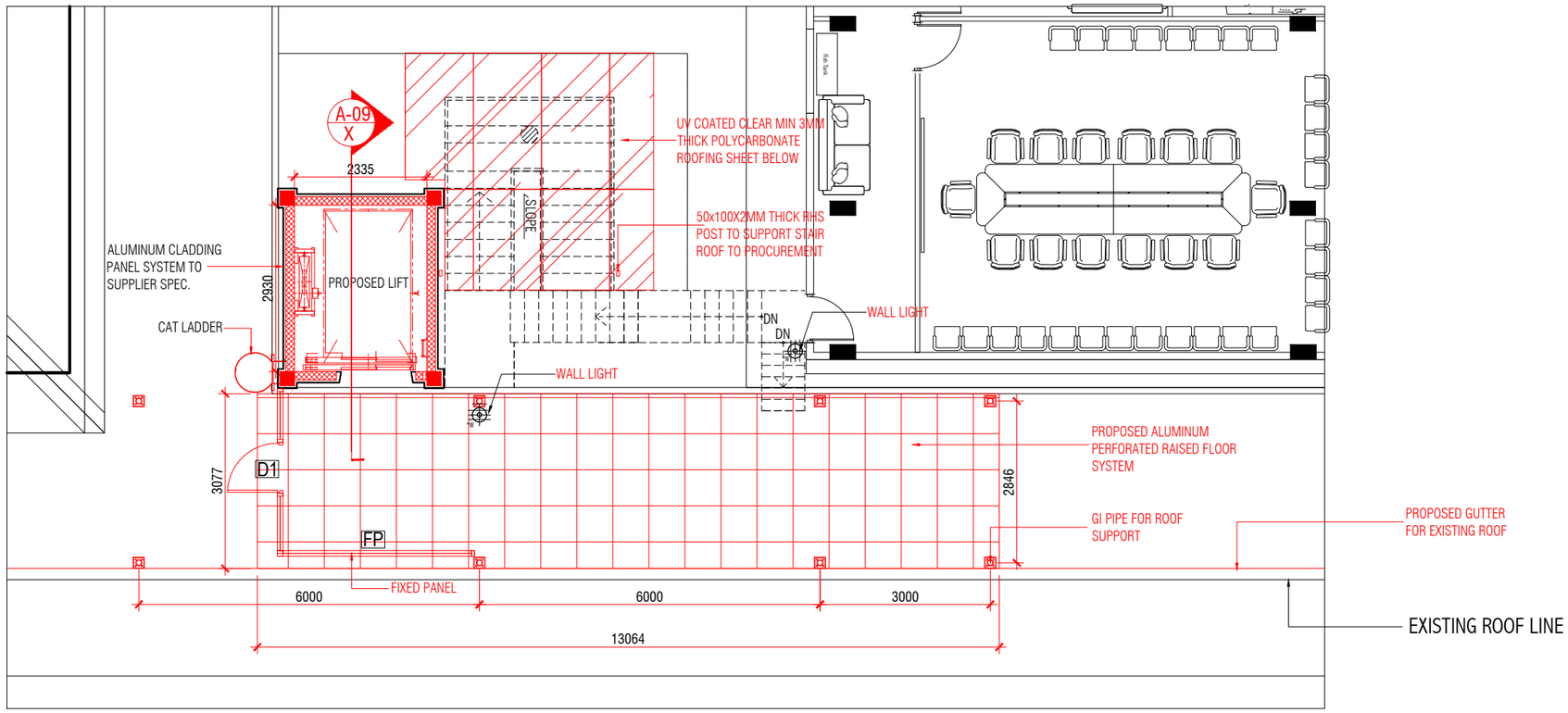

PROPOSED LIFT AT SECOND FLOOR

SCALE 1:100

0m 1m 3m 6m

NOTES

- PLEASE VERIFY ONSITE EXACT LOCATION OF LIFT PLEASE VERIFY ONSITE EXACT LOCATION OF LIFT & FLOOR LEVELS
- EXTERIOR WALL FINISH - ALUMINUM CLADDING PANEL SYSTEM TO SUPPLIER SPECIFICATION.
- INTERIOR WALL FINISH - 2 COAT EMULSION PAINT OVER 1 COAT PRIMER WITH WALL PUTTY.
- CONCRETE BEAMS NEED IN EVERY 1500MM (PLEASE VERIFY WITH LIFT SUPPLIER BEFORE CASTING CONCRETE)

150mm THICK MASONRY FULL BLOCK WORK

GENERAL NOTES

ALL DIMENSIONS ARE IN MM. UNLESS OTHERWISE SPECIFIED
DO NOT SCALE DRAWINGS, USE WRITTEN DIMENSIONS ONLY.IN CASE DOUBT,PLEASE ASK.
CONTRACTOR TO VERIFY ALL DIMENSIONS OF EXISTING WORKS ON SITE BEFORE COMMENCING ANY WORK OR PREPARING SHOP DRAWINGS

REVISION:	DATE:
DESCRIPTION	

CLIENT
IGMH

PROJECT NAME
PROPOSED PULMO LIFT RELOCATION

STAGE
RENOVATION

DRAWING TITLE	SCALE
AS GIVEN	**AS GIVEN**
DISCIPLINE **ARCHITECTURAL**	DRAWN BY -
	ARCHITECT -
	STR ENGINEER -
SHEET SIZE **A3**	DRAWING NUMBER A-03
SUBMITTED DATE **JULY 2026**	REVISION 00

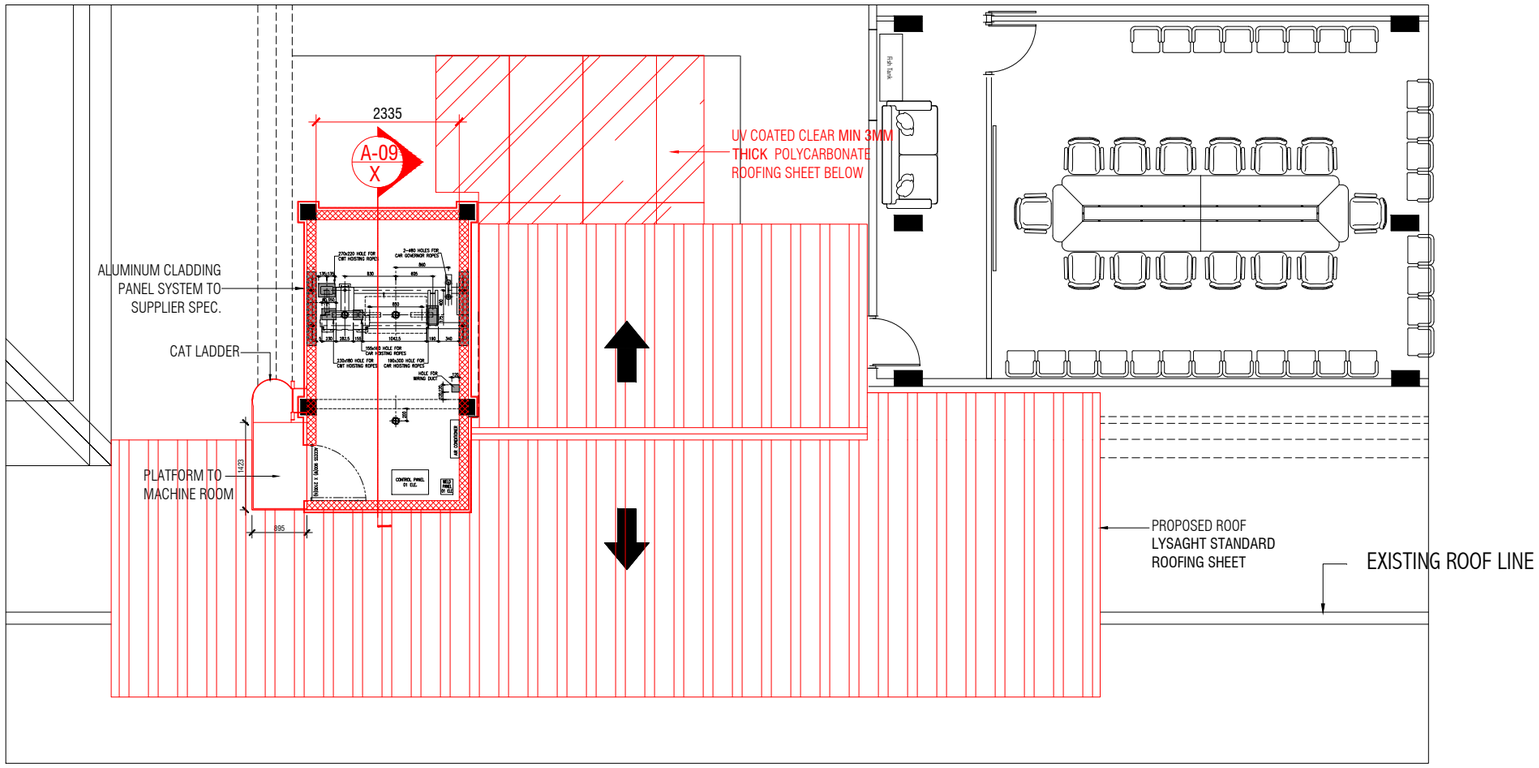

PROPOSED LIFT MACHINE ROOM FLOOR PLAN

SCALE 1:100

0m 1m 3m 6m

NOTES

- PLEASE VERIFY ONSITE EXACT LOCATION OF LIFT PLEASE VERIFY ONSITE EXACT LOCATION OF LIFT & FLOOR LEVELS
- EXTERIOR WALL FINISH - ALUMINUM CLADDING PANEL SYSTEM TO SUPPLIER SPECIFICATION.
- INTERIOR WALL FINISH - 2 COAT EMULSION PAINT OVER 1 COAT PRIMER WITH WALL PUTTY.
- CONCRETE BEAMS NEED IN EVERY 1500MM (PLEASE VERIFY WITH LIFT SUPPLIER BEFORE CASTING CONCRETE)

150mm THICK MASONRY FULL BLOCK WORK

GENERAL NOTES

ALL DIMENSIONS ARE IN MM. UNLESS OTHERWISE SPECIFIED
DO NOT SCALE DRAWINGS, USE WRITTEN DIMENSIONS ONLY.IN CASE DOUBT,PLEASE ASK.
CONTRACTOR TO VERIFY ALL DIMENSIONS OF EXISTING WORKS ON SITE BEFORE COMMENCING ANY WORK OR PREPARING SHOP DRAWINGS

REVISION:	DATE:
DESCRIPTION	

CLIENT
IGMH

PROJECT NAME
PROPOSED PULMO LIFT RELOCATION

STAGE
RENOVATION

DRAWING TITLE	SCALE
AS GIVEN	**AS GIVEN**
DISCIPLINE **ARCHITECTURAL**	DRAWN BY -
	ARCHITECT -
	STR ENGINEER -
SHEET SIZE **A3**	DRAWING NUMBER A-04
SUBMITTED DATE **JULY 2026**	REVISION 00

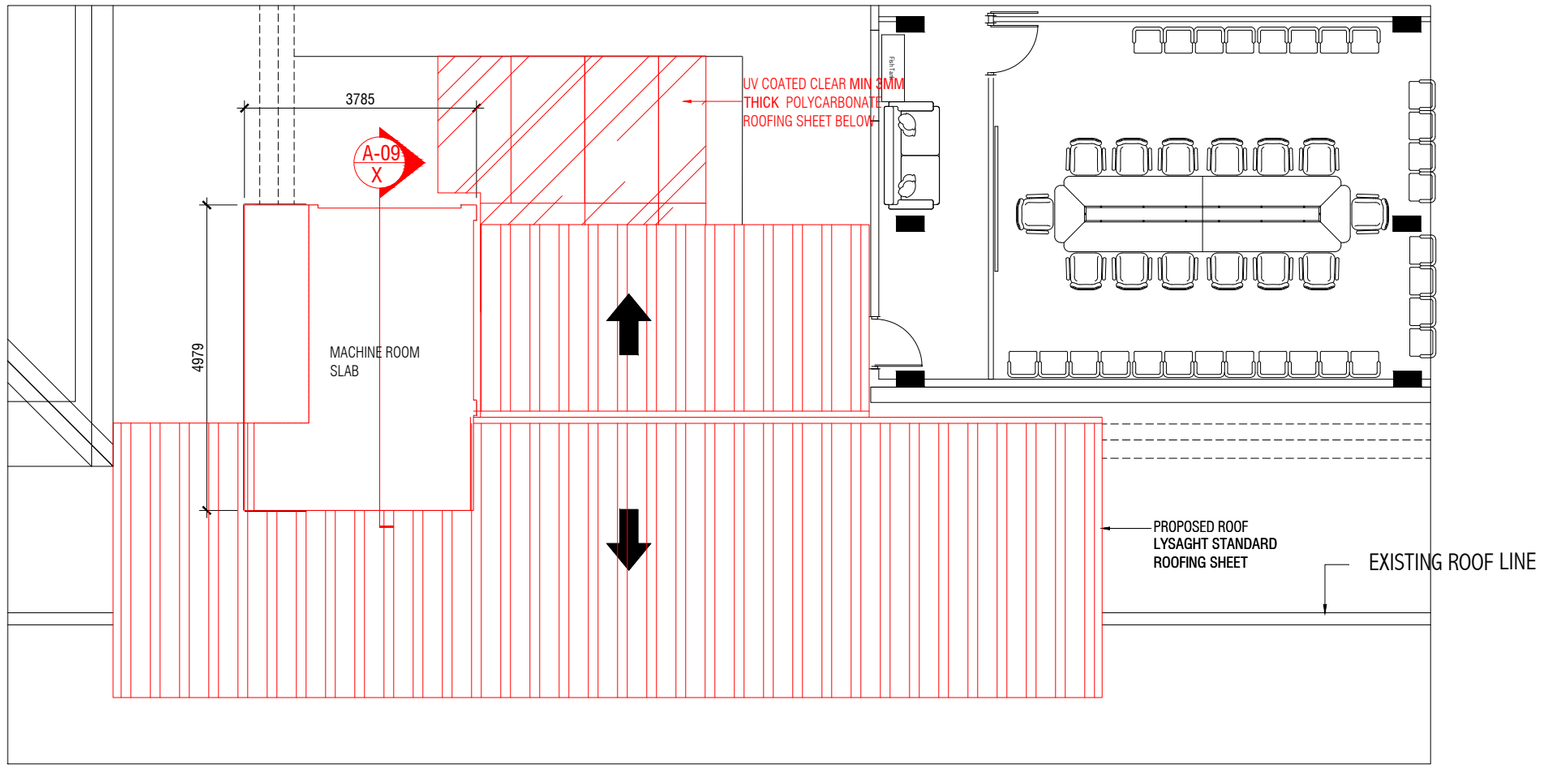

PROPOSED LIFT MACHINE ROOM ROOF SLAB PLAN

SCALE 1:100

0m 1m 3m 6m

NOTES

- PLEASE VERIFY ONSITE EXACT LOCATION OF LIFT PLEASE VERIFY ONSITE EXACT LOCATION OF LIFT & FLOOR LEVELS
- EXTERIOR WALL FINISH - ALUMINUM CLADDING PANEL SYSTEM TO SUPPLIER SPECIFICATION.
- INTERIOR WALL FINISH - 2 COAT EMULSION PAINT OVER 1 COAT PRIMER WITH WALL PUTTY.
- CONCRETE BEAMS NEED IN EVERY 1500MM (PLEASE VERIFY WITH LIFT SUPPLIER BEFORE CASTING CONCRETE)

150mm THICK MASONRY FULL BLOCK WORK

GENERAL NOTES

ALL DIMENSIONS ARE IN MM. UNLESS OTHERWISE SPECIFIED
DO NOT SCALE DRAWINGS, USE WRITTEN DIMENSIONS ONLY.IN CASE DOUBT,PLEASE ASK.
CONTRACTOR TO VERIFY ALL DIMENSIONS OF EXISTING WORKS ON SITE BEFORE COMMENCING ANY WORK OR PREPARING SHOP DRAWINGS

REVISION:	DATE:
DESCRIPTION	

CLIENT
IGMH

PROJECT NAME
PROPOSED PULMO LIFT RELOCATION

STAGE
RENOVATION

DRAWING TITLE	SCALE
AS GIVEN	**AS GIVEN**
DISCIPLINE **ARCHITECTURAL**	DRAWN BY -
	ARCHITECT -
	STR ENGINEER -
SHEET SIZE **A3**	DRAWING NUMBER A-05
SUBMITTED DATE **JULY 2026**	REVISION 00

1750

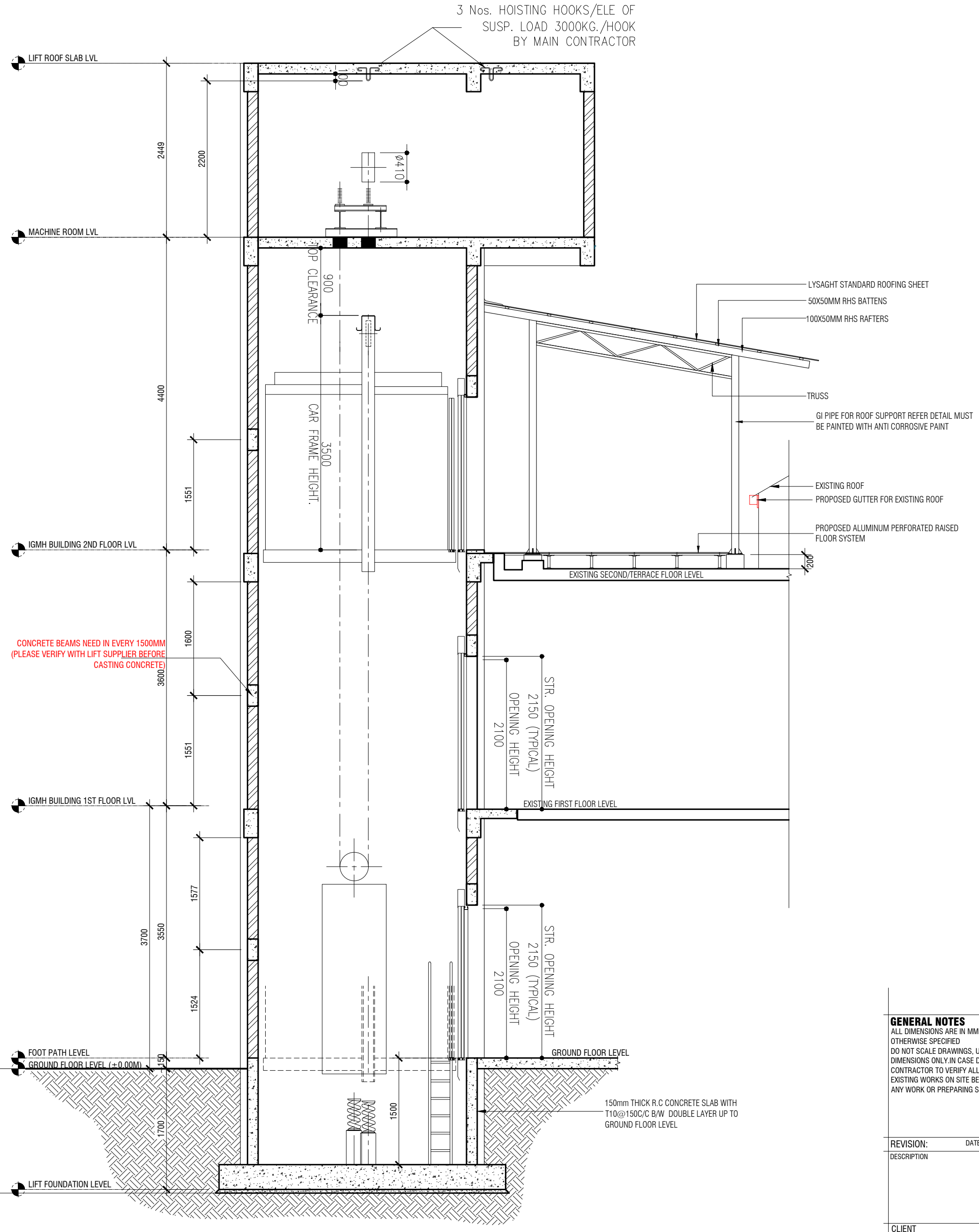

PROPOSED SECTION X-X

SCALE 1:50

NOTES

- PLEASE VERIFY ONSITE EXACT LOCATION OF LIFT & FLOOR LEVELS
- EXTERIOR WALL FINISH - ALUMINUM CLADDING PANEL SYSTEM TO SUPPLIER SPECIFICATION.
- INTERIOR WALL FINISH - 2 COAT EMULSION PAINT OVER 1 COAT PRIMER WITH WALL PUTTY.
- CONCRETE BEAMS NEED IN EVERY 1500MM (PLEASE VERIFY WITH LIFT SUPPLIER BEFORE CASTING CONCRETE)

150mm THICK MASONRY FULL BLOCK WORK

GENERAL NOTES

ALL DIMENSIONS ARE IN MM. UNLESS OTHERWISE SPECIFIED
DO NOT SCALE DRAWINGS, USE WRITTEN DIMENSIONS ONLY.IN CASE DOUBT,PLEASE ASK.
CONTRACTOR TO VERIFY ALL DIMENSIONS OF EXISTING WORKS ON SITE BEFORE COMMENCING ANY WORK OR PREPARING SHOP DRAWINGS

REVISION:	DATE:
DESCRIPTION	

CLIENT
IGMH

PROJECT NAME
PROPOSED PULMO LIFT RELOCATION

STAGE
RENOVATION

DRAWING TITLE	SCALE
AS GIVEN	**AS GIVEN**
DISCIPLINE **ARCHITECTURAL**	DRAWN BY -
	ARCHITECT -
	STR ENGINEER -
SHEET SIZE **A3**	DRAWING NUMBER A-06
SUBMITTED DATE **JULY 2026**	REVISION 00

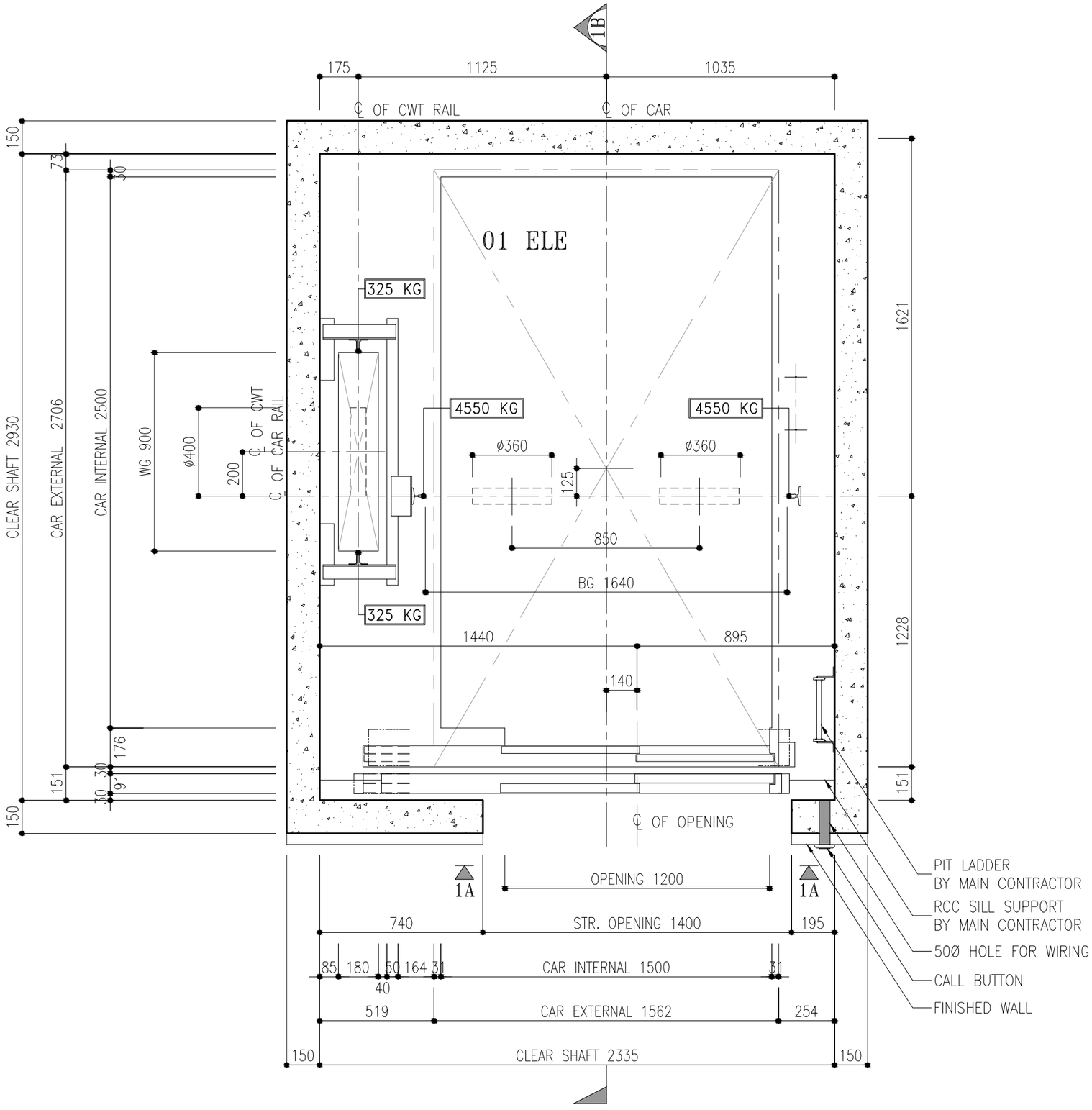

SHAFT PLAN

TYPICAL LIFT DETAILS

GENERAL NOTES

ALL DIMENSIONS ARE IN MM. UNLESS OTHERWISE SPECIFIED
DO NOT SCALE DRAWINGS, USE WRITTEN DIMENSIONS ONLY.IN CASE DOUBT,PLEASE ASK.
CONTRACTOR TO VERIFY ALL DIMENSIONS OF EXISTING WORKS ON SITE BEFORE COMMENCING ANY WORK OR PREPARING SHOP DRAWINGS

REVISION:	DATE:
DESCRIPTION	

CLIENT
IGMH

PROJECT NAME
PROPOSED PULMO LIFT RELOCATION

STAGE
RENOVATION

DRAWING TITLE	SCALE
AS GIVEN	**AS GIVEN**
DISCIPLINE	DRAWN BY
ARCHITECTURAL	-
	ARCHITECT
	-
	STR ENGINEER
	-
SHEET SIZE	DRAWING NUMBER
A3	A-07
SUBMITTED DATE	REVISION
JULY 2026	00

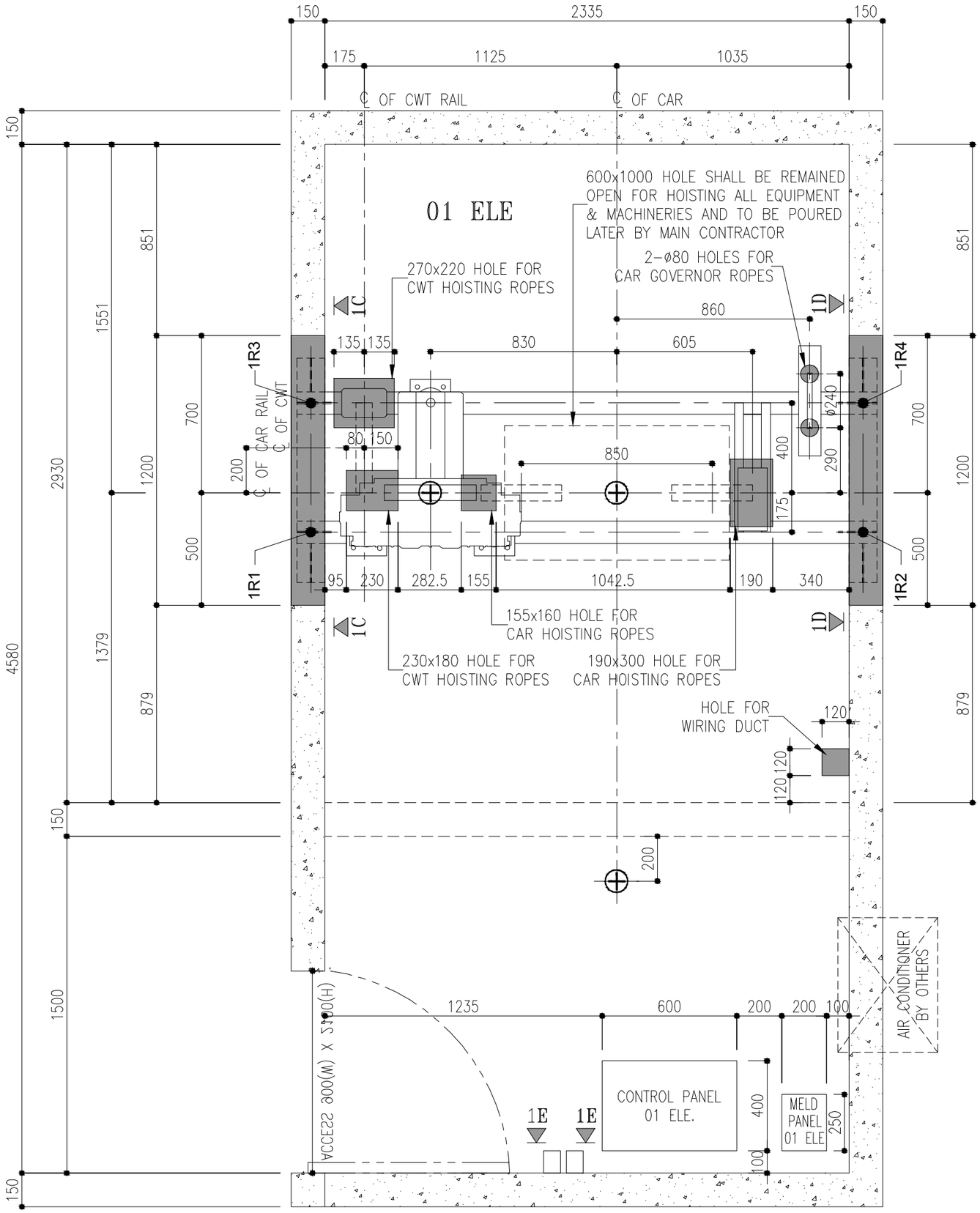

MACHINE ROOM PLAN

⊕ ℄ OF HOISTING HOOK (3 Nos. BY MAIN CONTRACTOR)

TYPICAL LIFT DETAILS

GENERAL NOTES
ALL DIMENSIONS ARE IN MM. UNLESS OTHERWISE SPECIFIED
DO NOT SCALE DRAWINGS, USE WRITTEN DIMENSIONS ONLY.IN CASE DOUBT,PLEASE ASK.
CONTRACTOR TO VERIFY ALL DIMENSIONS OF EXISTING WORKS ON SITE BEFORE COMMENCING ANY WORK OR PREPARING SHOP DRAWINGS

REVISION:	DATE:
DESCRIPTION	

CLIENT
IGMH

PROJECT NAME
PROPOSED PULMO LIFT RELOCATION

STAGE
RENOVATION

DRAWING TITLE	SCALE
AS GIVEN	**AS GIVEN**
DISCIPLINE **ARCHITECTURAL**	DRAWN BY -
	ARCHITECT -
	STR ENGINEER -
SHEET SIZE **A3**	DRAWING NUMBER A-08
SUBMITTED DATE **JULY 2026**	REVISION 00

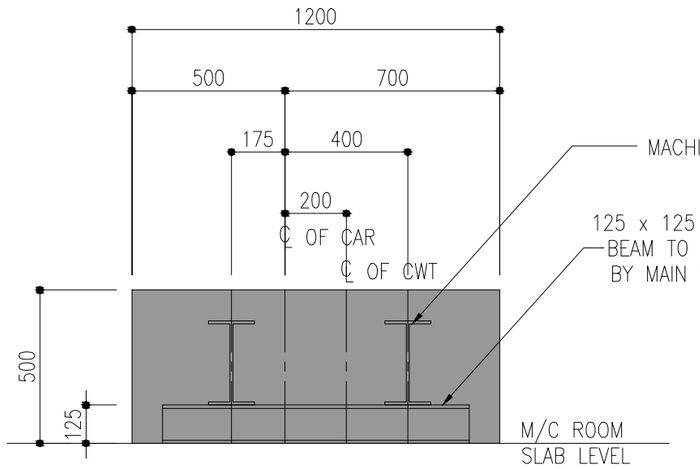

VIEW ON 1C-1C

HOLES FOR MACHINE BEAMS

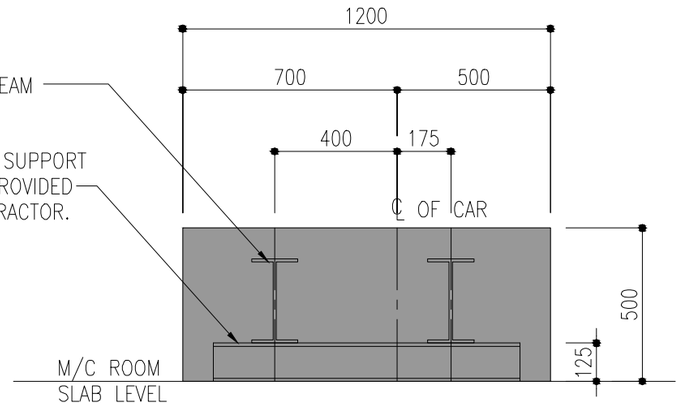

VIEW ON 1D-1D

HOLES FOR MACHINE BEAMS

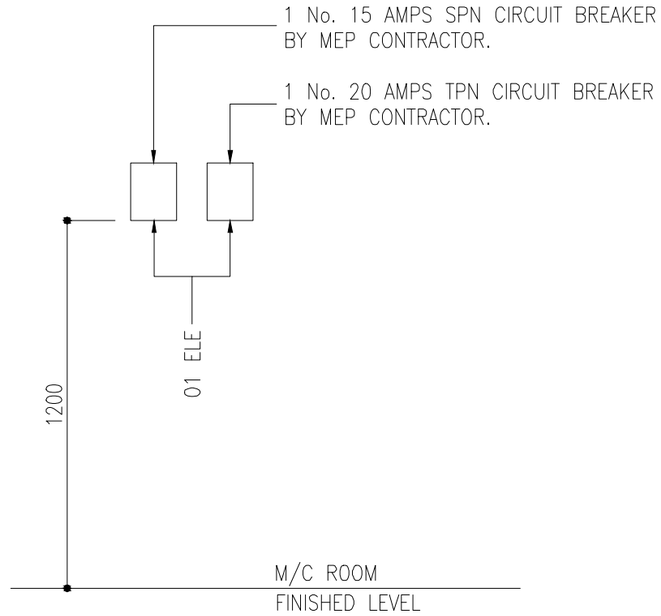

VIEW ON 1E-1E

POWER FEEDER DETAILS		
MOTOR	(kW)	6.2
FULL LOAD UP CURRENT	(A)	16
FULL LOAD ACCELERATION CURRENT	(A)	27
NO FUSE BREAKER	(A)	20
NORMAL POWER SUPPLY CAPACITY	(kVA)	7
HEAT EMISSION	(kcal/h)	1340

REACTION LOAD	
1R1	3600 KG
1R2	2800 KG
1R3	3700 KG
1R4	1550 KG

TYPICAL LIFT DETAILS

GENERAL NOTES

ALL DIMENSIONS ARE IN MM. UNLESS OTHERWISE SPECIFIED
DO NOT SCALE DRAWINGS, USE WRITTEN DIMENSIONS ONLY.IN CASE DOUBT,PLEASE ASK.
CONTRACTOR TO VERIFY ALL DIMENSIONS OF EXISTING WORKS ON SITE BEFORE COMMENCING ANY WORK OR PREPARING SHOP DRAWINGS

REVISION: DATE:

DESCRIPTION

CLIENT
IGMH

PROJECT NAME
PROPOSED PULMO LIFT RELOCATION

STAGE
RENOVATION

DRAWING TITLE
AS GIVEN

SCALE
AS GIVEN

DISCIPLINE
ARCHITECTURAL

DRAWN BY
-

ARCHITECT
-

STR ENGINEER
-

SHEET SIZE
A3

DRAWING NUMBER
A-09

SUBMITTED DATE
JULY 2026

REVISION
00

SPECIFICATION

NUMBER	01 ELE. 1 SET.
USE	HOSPITAL SERVICE / PASSENGER
CONTROL	VARIABLE VOLTAGE VARIABLE FREQUENCY (VVVF)
OPERATION	1C–2BC (SELECTIVE COLLECTIVE).
CAPACITY	1000KG
SPEED	60 M/MIN.
SERVICE FL.	G, 1 & 2.
STOPS/OPENINGS	03 STOPS / 03 OPENINGS
POWER	400V, 3 PHASE 50 Hz.
LIGHTING	230V, 1 PHASE 50 Hz.
TYPE & SIZES OF LANDING/CAR DOOR	2–PANEL SIDE SLIDING AUTOMATIC DOORS 1200 MM(W) x 2100 MM(H)
TRACTION MACHINE	PM011SR
TRACTION SHEAVE	ø410
MOTOR	6.2KW
CAR RAIL	T75–3/B
CWT RAIL	5KG/M

SPECIAL NOTE

1. VOLTAGE FLUCTUATION SHALL BE WITHIN A RANGE OF + 5 % ~ – 10%.
2. TEMPERATURE OF MACHINE ROOM SHALL BE BELOW 40 DEGREE CENTIGRADE
3. THE FOLLOWING CONDITIONS ARE REQUIRED FOR MAINTAINING PERFORMANCE OF THIS ELEVATOR.
   A. MOISTURE SHOULD BE BELOW 90% ON MONTHLY AVERAGE AND BELOW 95% ON DAILY AVERAGE.
   B. MACHINE ROOM AND ELEVATOR SHAFT SHOULD HAVE NO DUST OR CHEMICALLY HARMFUL GAS.
4. WALLS, FLOORS AND CEILINGS OF MACHINE ROOM MUST BE FINISHED BY MORTAR OR OTHERS TO PREVENT THE DUSTS OF CONCRETE.
5. ENTIRE CIVIL WORKS INCLUDING CHIPPING, GROUTING, FINISHING, PAINTING ETC BY MAIN CONTRACTOR

TYPICAL LIFT DETAILS

GENERAL NOTES
ALL DIMENSIONS ARE IN MM. UNLESS OTHERWISE SPECIFIED
DO NOT SCALE DRAWINGS, USE WRITTEN DIMENSIONS ONLY.IN CASE DOUBT,PLEASE ASK.
CONTRACTOR TO VERIFY ALL DIMENSIONS OF EXISTING WORKS ON SITE BEFORE COMMENCING ANY WORK OR PREPARING SHOP DRAWINGS

REVISION:	DATE:
DESCRIPTION	

CLIENT
IGMH

PROJECT NAME
PROPOSED PULMO LIFT RELOCATION

STAGE
RENOVATION

DRAWING TITLE	SCALE
AS GIVEN	**AS GIVEN**
DISCIPLINE **ARCHITECTURAL**	DRAWN BY -
	ARCHITECT -
	STR ENGINEER -
SHEET SIZE **A3**	DRAWING NUMBER A-10
SUBMITTED DATE **JULY 2026**	REVISION 00

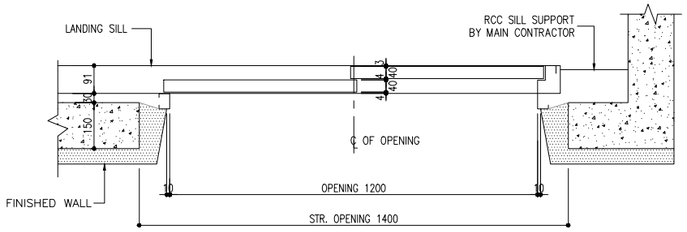

SECTION 1G–1G
AT ALL FLOORS.

ENTRANCE PLAN

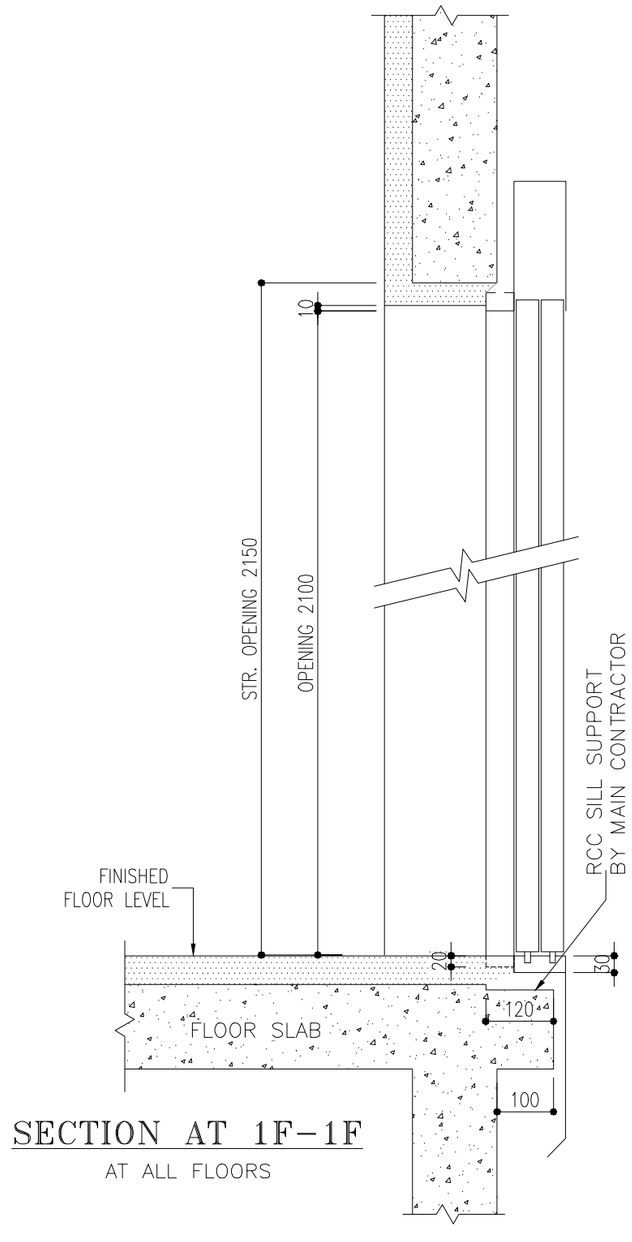

SECTION AT 1F–1F
AT ALL FLOORS

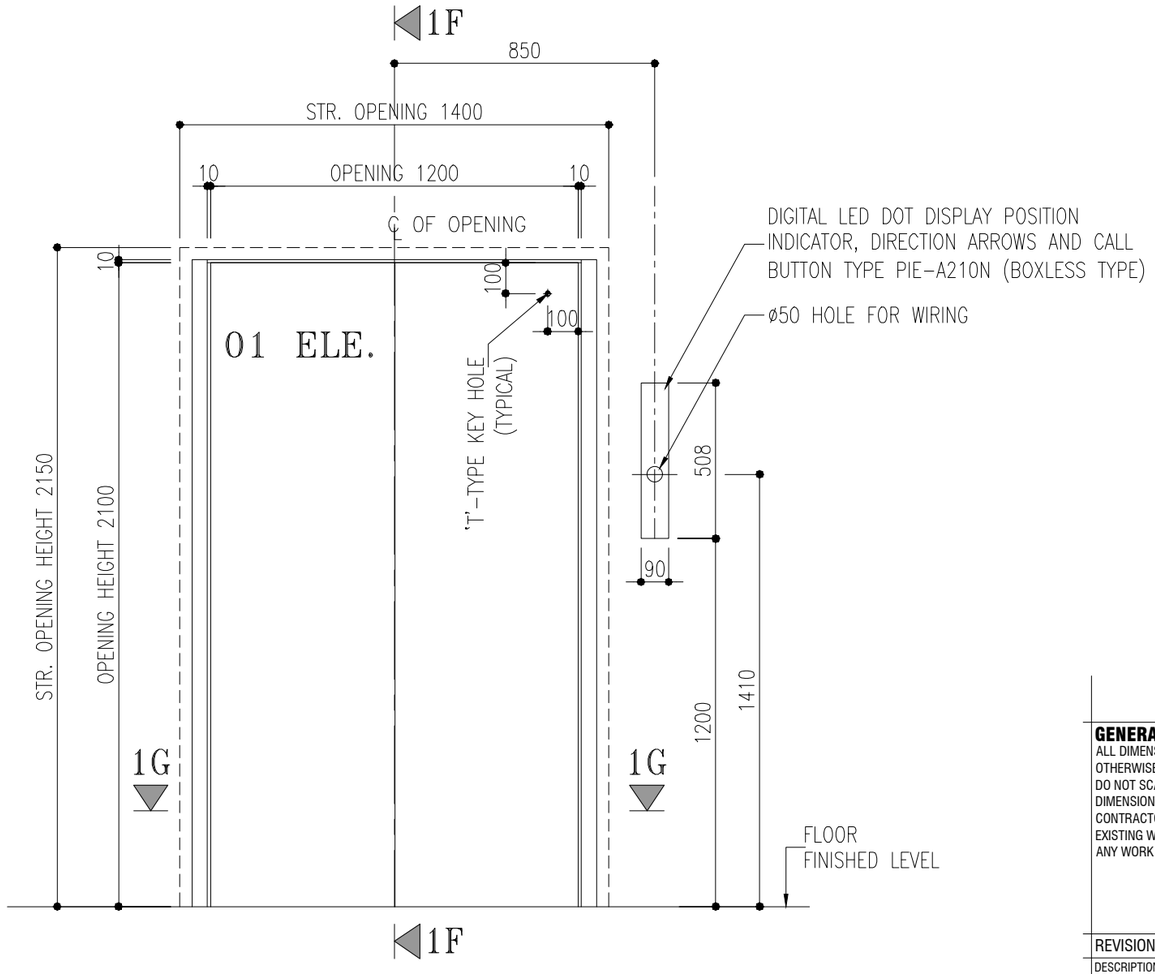

ENTRANCE VIEW ON 1A–1A
AT ALL FLOORS

TYPICAL LIFT DETAILS

GENERAL NOTES
ALL DIMENSIONS ARE IN MM. UNLESS OTHERWISE SPECIFIED
DO NOT SCALE DRAWINGS, USE WRITTEN DIMENSIONS ONLY.IN CASE DOUBT,PLEASE ASK.
CONTRACTOR TO VERIFY ALL DIMENSIONS OF EXISTING WORKS ON SITE BEFORE COMMENCING ANY WORK OR PREPARING SHOP DRAWINGS

REVISION:	DATE:
DESCRIPTION	

CLIENT
IGMH

PROJECT NAME
PROPOSED PULMO LIFT RELOCATION

STAGE
RENOVATION

DRAWING TITLE	SCALE
AS GIVEN	**AS GIVEN**
DISCIPLINE **ARCHITECTURAL**	DRAWN BY -
	ARCHITECT -
	STR ENGINEER -
SHEET SIZE **A3**	DRAWING NUMBER A-11
SUBMITTED DATE **JULY 2026**	REVISION 00

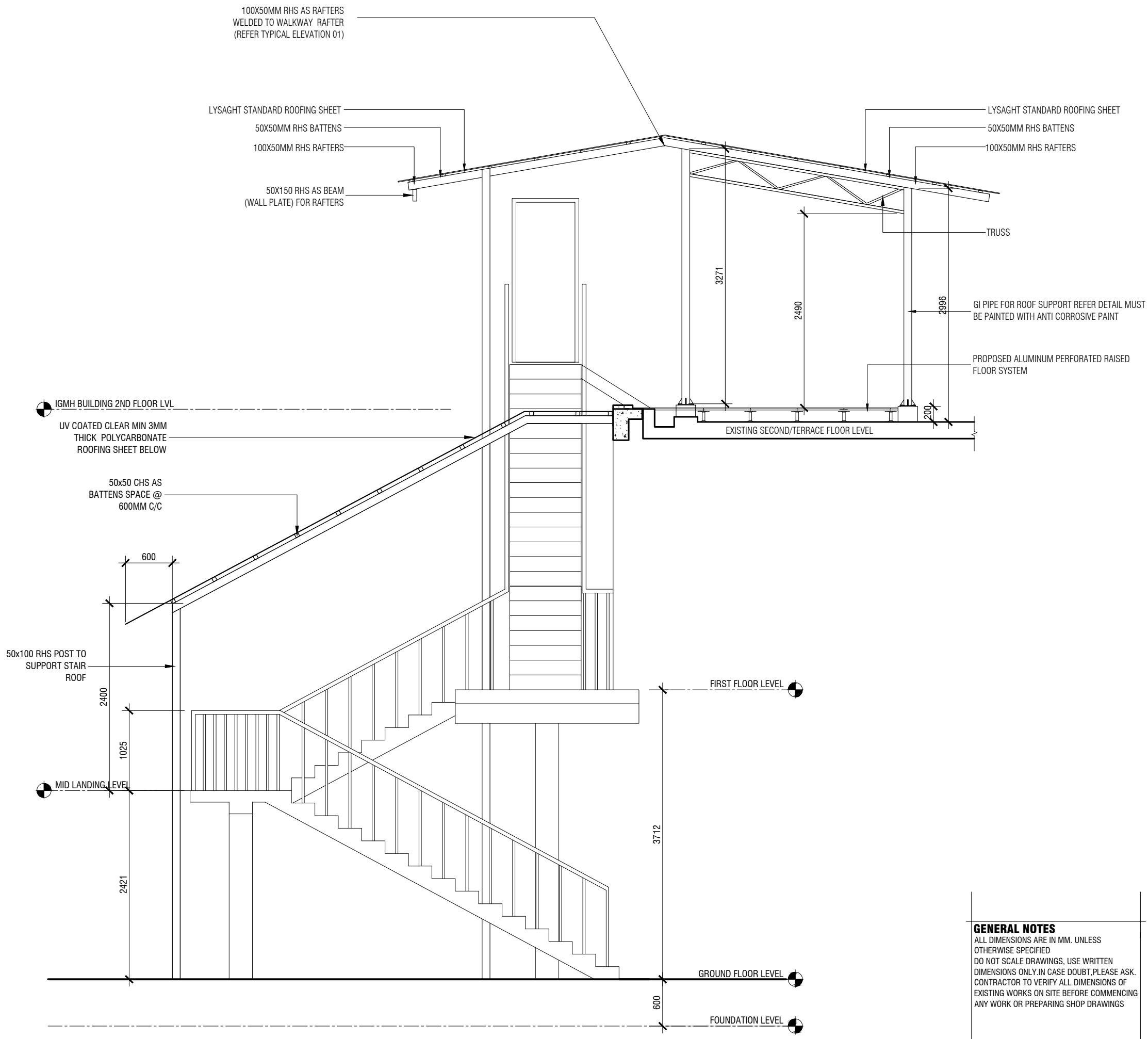

TYPICAL ELEVATION 01

SCALE 1:50

GENERAL NOTES

ALL DIMENSIONS ARE IN MM. UNLESS OTHERWISE SPECIFIED
DO NOT SCALE DRAWINGS, USE WRITTEN DIMENSIONS ONLY.IN CASE DOUBT,PLEASE ASK.
CONTRACTOR TO VERIFY ALL DIMENSIONS OF EXISTING WORKS ON SITE BEFORE COMMENCING ANY WORK OR PREPARING SHOP DRAWINGS

REVISION:	DATE:
DESCRIPTION	

CLIENT
IGMH

PROJECT NAME
PROPOSED PULMO LIFT RELOCATION

STAGE
RENOVATION

DRAWING TITLE	SCALE
AS GIVEN	**AS GIVEN**
DISCIPLINE **ARCHITECTURAL**	DRAWN BY -
	ARCHITECT -
	STR ENGINEER -
SHEET SIZE **A3**	DRAWING NUMBER A-12
SUBMITTED DATE **JULY 2026**	REVISION 00

SYMBOL	D1	FP
ELEVATION	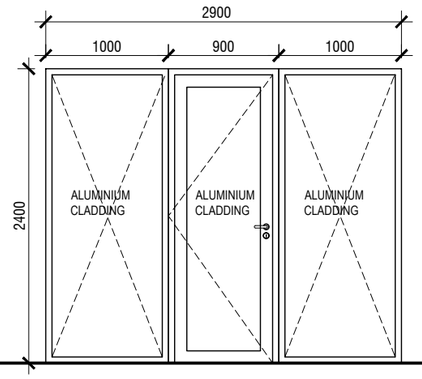	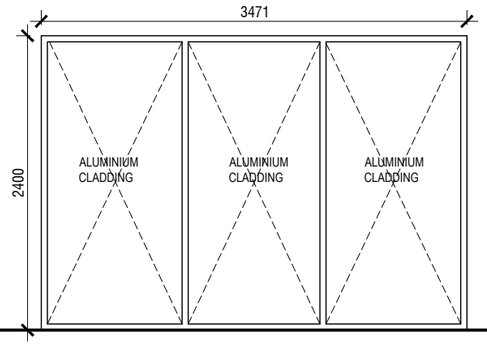
JAMB	ANODIZED ALUMINIUM	ANODIZED ALUMINIUM
FRAME	ANODIZED ALUMINIUM	ANODIZED ALUMINIUM
PANEL	ALUMINIUM CLADDING	ALUMINIUM CLADDING
FINISH	GREY	GREY

DOOR & WINDOW SCHEDULE 1

SCALE 1:50

NOTE: SHOP DRAWINGS AND TECHNICAL SPECIFICATIONS FOR ALL DOORS AND WINDOWS SHOWING DETAILS OF SECTIONS, ASSEMBLY, TYPE OF LOCKS, HINGES, BOLTS AND HANDLES SHOULD BE SUBMITTED BY THE CONTRACTOR FOR THE CONSULTANTS APPROVAL.

- ALL MEASUREMENTS TO BE CHECKED ON SITE
- ALL ELEVATIONS SHOWN FROM OUTSIDE AND ALL SWINGS OPEN OUT
- ALL EXTERNAL UNITS MUST COMPLY THE FOLLOWING WEATHER CONDITIONS:
  - WIND PRESSURE: 200 kg/sqm
  - WATER TIGHTNESS: 25 kg/sqm
- DOOR KNOBS SHALL BE 900 mm ABOVE FFL

GENERAL NOTES

ALL DIMENSIONS ARE IN MM. UNLESS OTHERWISE SPECIFIED
DO NOT SCALE DRAWINGS, USE WRITTEN DIMENSIONS ONLY.IN CASE DOUBT,PLEASE ASK.
CONTRACTOR TO VERIFY ALL DIMENSIONS OF EXISTING WORKS ON SITE BEFORE COMMENCING ANY WORK OR PREPARING SHOP DRAWINGS

REVISION:	DATE:
DESCRIPTION	

CLIENT
IGMH

PROJECT NAME
PROPOSED PULMO LIFT RELOCATION

STAGE
RENOVATION

DRAWING TITLE	SCALE
AS GIVEN	**AS GIVEN**
DISCIPLINE **ARCHITECTURAL**	DRAWN BY -
	ARCHITECT -
	STR ENGINEER -
SHEET SIZE **A3**	DRAWING NUMBER A-13
SUBMITTED DATE **JULY 2026**	REVISION 00

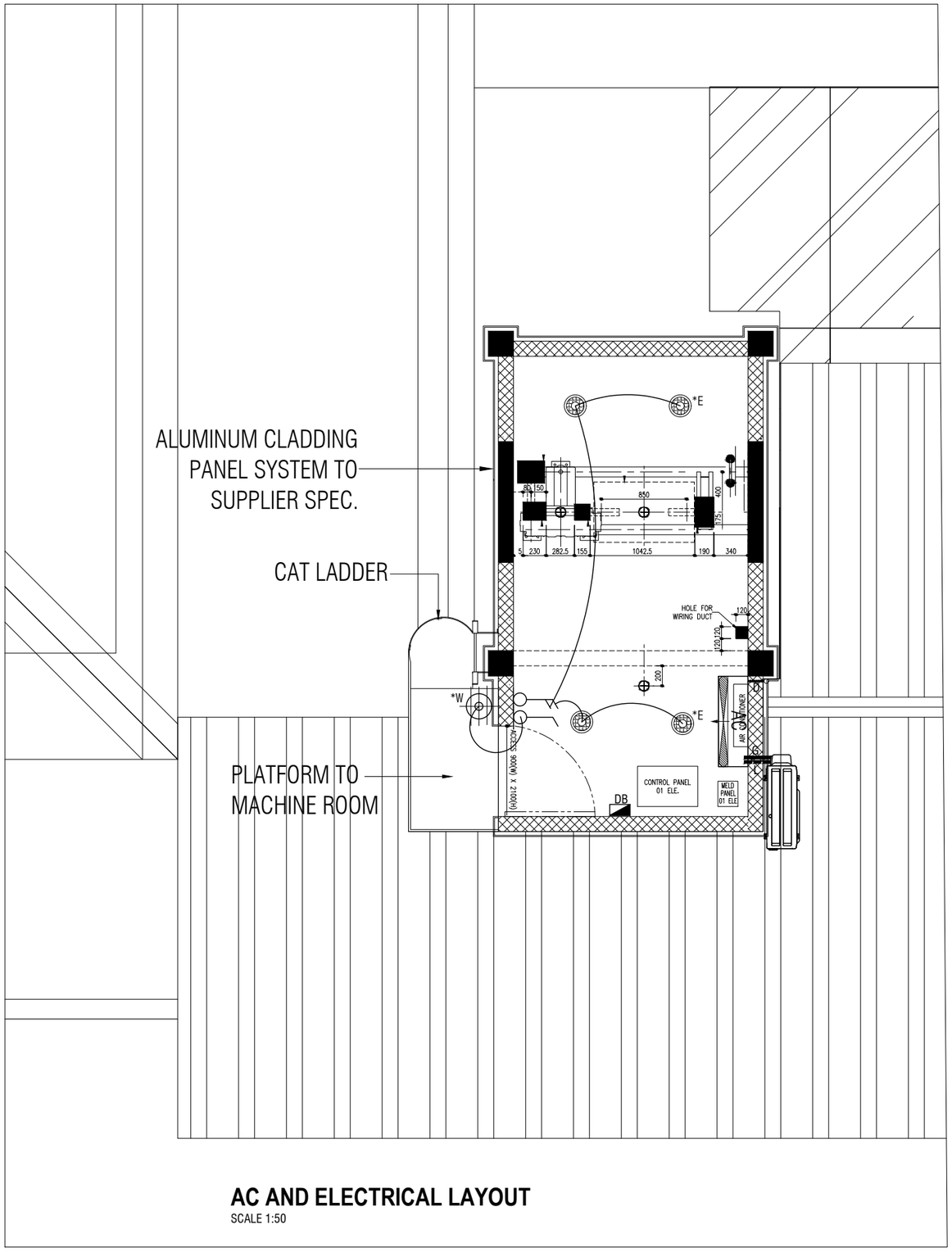

AC AND ELECTRICAL LAYOUT

SCALE 1:50

SWITCH & POWER	
SYMBOLS	DESCRIPTION
	1 GANG SWITCH
	2 GANG SWITCH
DB	DISTRIBUTION BOARD MOUNTED AT NOT MORE THAN 1800mm ABOVE FROM FFL

*E. EMERGENCY BACKUP GEAR INSTALLED
*W. SOCKET/SWITCH INSTALLED INSIDE WEATHER PROOF COVER.

	LIGHTING FITTINGS
SYMBOLS	DESCRIPTION
	20W - 220x220(220Ø) LED PANEL
	1X26W COMPACT FLUORESCENT LAMPS IN WALL MOUNT WEATHER PROOF LUMINAIRE DECORATIVE LUMINAIRE

*E. EMERGENCY BACKUP GEAR INSTALLED
*W. SOCKET/SWITCH INSTALLED INSIDE WEATHER PROOF COVER.

	AIR-CONDITION AND VENTILATION
SYMBOLS	DESCRIPTION
AC	AIR-CONDITIONING INDOOR UNIT WALL MOUNTED
	AC OUTDOOR CONDENSING UNIT
D	INSULATED AC DRAIN PIPE
L	INSULATED LIQUID PIPE
G	INSULATED GAS PIPE

NOTE: - FOR POWER LAYOUT CONSULT LIFT SUPLLIER

GENERAL NOTES
ALL DIMENSIONS ARE IN MM. UNLESS OTHERWISE SPECIFIED
DO NOT SCALE DRAWINGS, USE WRITTEN DIMENSIONS ONLY.IN CASE DOUBT,PLEASE ASK.
CONTRACTOR TO VERIFY ALL DIMENSIONS OF EXISTING WORKS ON SITE BEFORE COMMENCING ANY WORK OR PREPARING SHOP DRAWINGS

REVISION:	DATE:
DESCRIPTION	

CLIENT
IGMH

PROJECT NAME
PROPOSED PULMO LIFT RELOCATION

STAGE
RENOVATION

DRAWING TITLE	SCALE
AS GIVEN	**AS GIVEN**
DISCIPLINE **ARCHITECTURAL**	DRAWN BY -
	ARCHITECT -
	STR ENGINEER -
SHEET SIZE **A3**	DRAWING NUMBER A-14
SUBMITTED DATE **JULY 2026**	REVISION 00

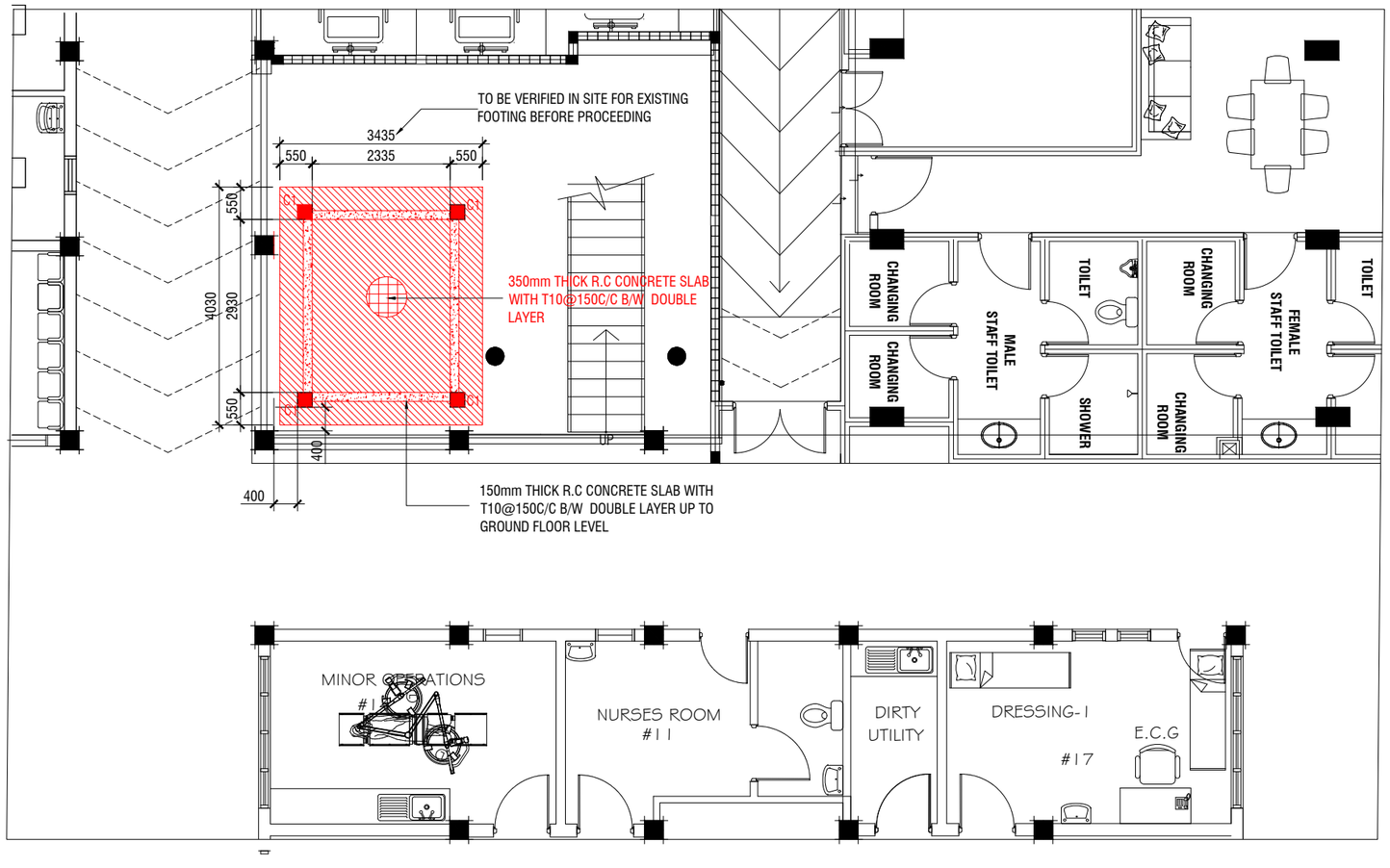

PROPOSED LIFT PITH PLAN

SCALE 1:100

0m 1m 3m 6m

NOTES

- PLEASE VERIFY ONSITE EXACT LOCATION OF LIFT CONCRETE BEAMS NEED IN EVERY 1500MM (PLEASE VERIFY WITH LIFT SUPPLIER BEFORE CASTING CONCRETE)

GENERAL NOTES

ALL DIMENSIONS ARE IN MM. UNLESS OTHERWISE SPECIFIED
DO NOT SCALE DRAWINGS, USE WRITTEN DIMENSIONS ONLY.IN CASE DOUBT,PLEASE ASK.
CONTRACTOR TO VERIFY ALL DIMENSIONS OF EXISTING WORKS ON SITE BEFORE COMMENCING ANY WORK OR PREPARING SHOP DRAWINGS

REVISION:	DATE:
DESCRIPTION	

CLIENT
IGMH

PROJECT NAME
PROPOSED PULMO LIFT RELOCATION

STAGE
RENOVATION

DRAWING TITLE	SCALE
AS GIVEN	**AS GIVEN**

DISCIPLINE	DRAWN BY
STRUCTURAL	-
	ARCHITECT -
	STR ENGINEER -

SHEET SIZE	DRAWING NUMBER
A3	S-01
SUBMITTED DATE **JULY 2026**	REVISION 00

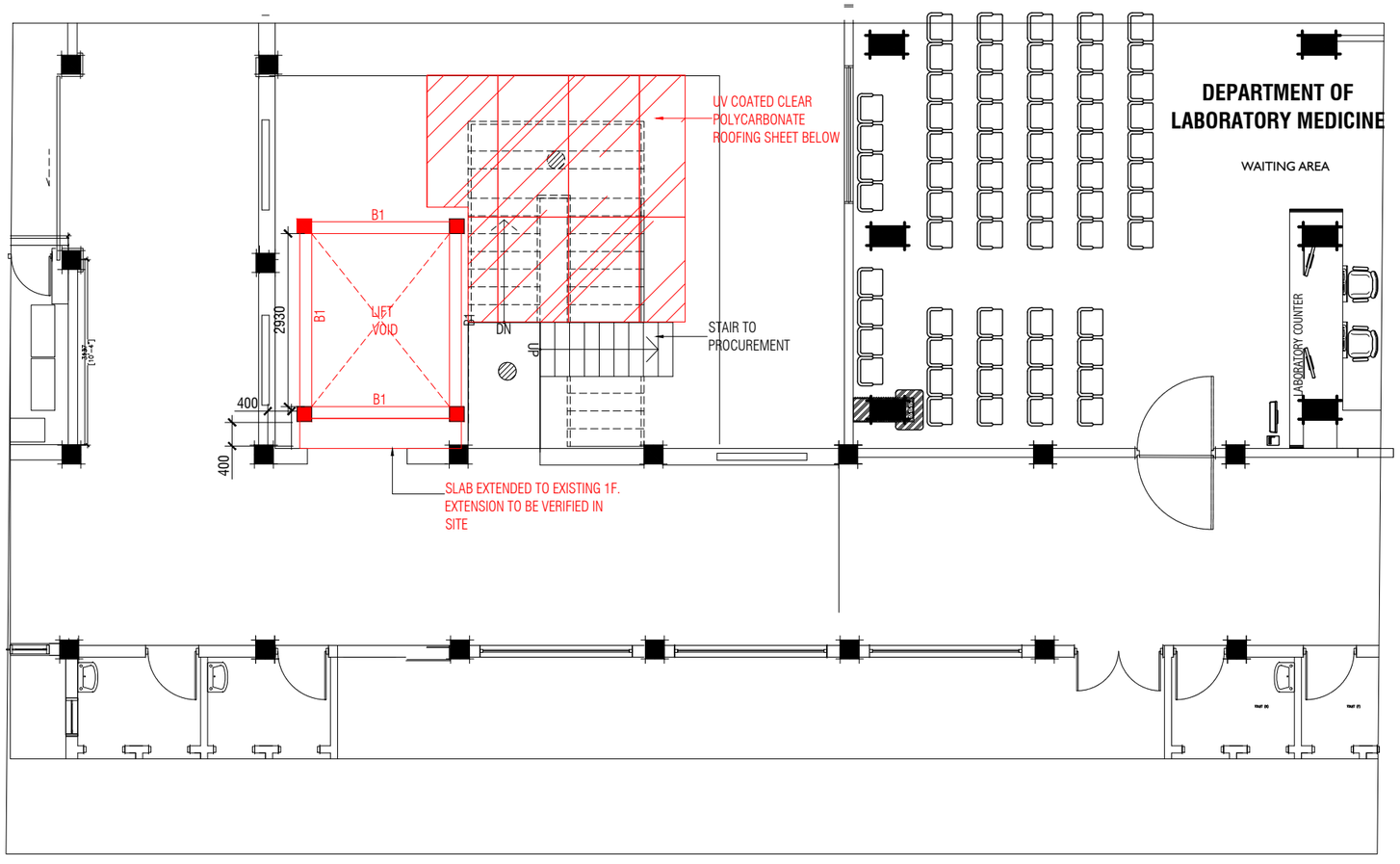

PROPOSED LIFT AT BEAM PLAN AT FIRST FLOOR

SCALE 1:100

0m 1m 3m 6m

NOTES

- PLEASE VERIFY ONSITE EXACT LOCATION OF LIFT CONCRETE BEAMS NEED IN EVERY 1500MM (PLEASE VERIFY WITH LIFT SUPPLIER BEFORE CASTING CONCRETE)

GENERAL NOTES

ALL DIMENSIONS ARE IN MM. UNLESS OTHERWISE SPECIFIED
DO NOT SCALE DRAWINGS, USE WRITTEN DIMENSIONS ONLY.IN CASE DOUBT,PLEASE ASK.
CONTRACTOR TO VERIFY ALL DIMENSIONS OF EXISTING WORKS ON SITE BEFORE COMMENCING ANY WORK OR PREPARING SHOP DRAWINGS

REVISION:	DATE:
DESCRIPTION	

CLIENT
IGMH

PROJECT NAME
PROPOSED PULMO LIFT RELOCATION

STAGE
RENOVATION

DRAWING TITLE	SCALE
AS GIVEN	**AS GIVEN**
DISCIPLINE **STRUCTURAL**	DRAWN BY -
	ARCHITECT -
	STR ENGINEER -
SHEET SIZE **A3**	DRAWING NUMBER S-02
SUBMITTED DATE **JULY 2026**	REVISION 00

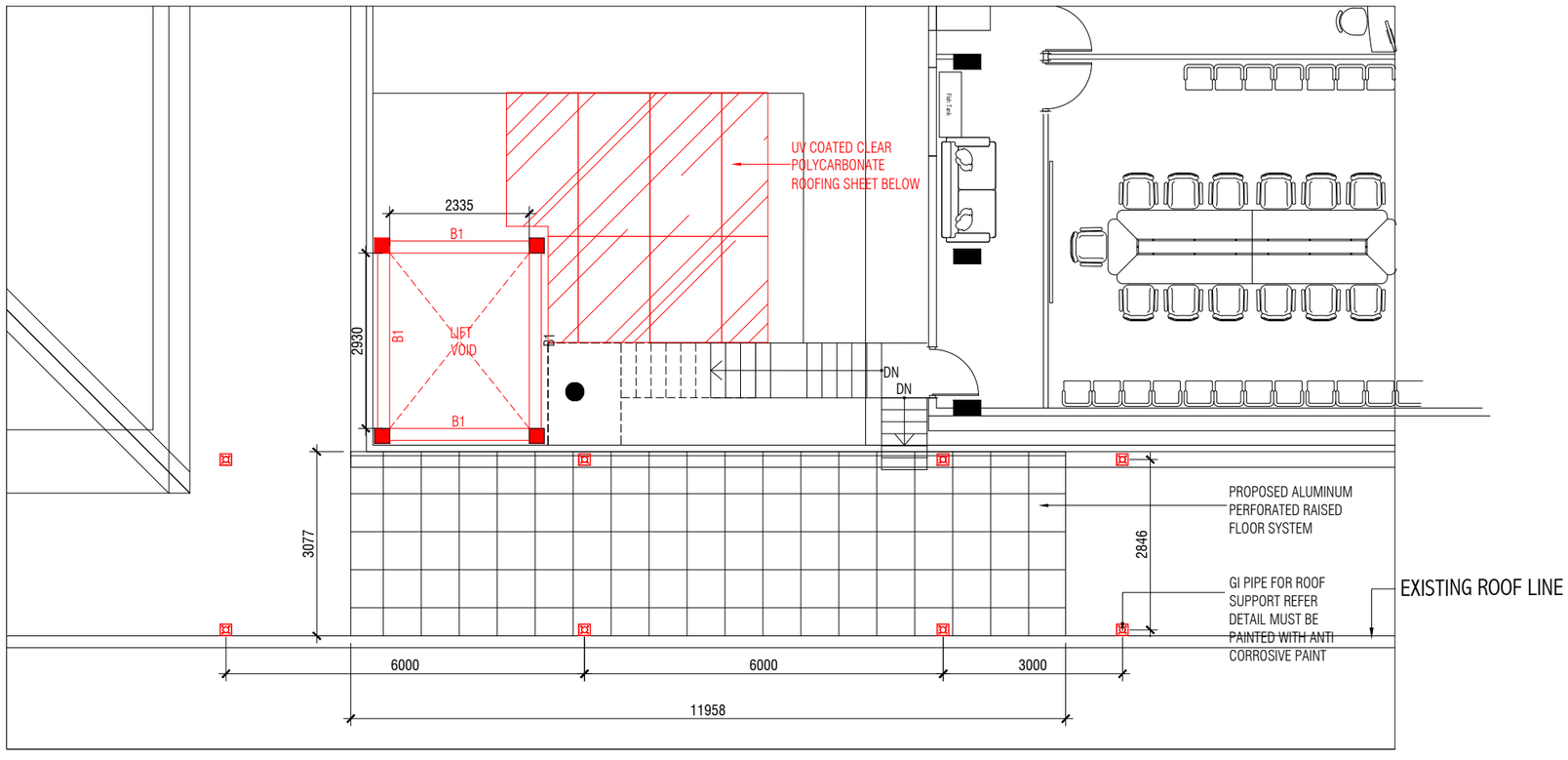

PROPOSED LIFT AT BEAM PLAN SECOND FLOOR

SCALE 1:100

0m 1m 3m 6m

- PLEASE VERIFY ONSITE EXACT LOCATION OF LIFT CONCRETE BEAMS NEED IN EVERY 1500MM (PLEASE VERIFY WITH LIFT SUPPLIER BEFORE CASTING CONCRETE)

GENERAL NOTES

ALL DIMENSIONS ARE IN MM. UNLESS OTHERWISE SPECIFIED
DO NOT SCALE DRAWINGS, USE WRITTEN DIMENSIONS ONLY.IN CASE DOUBT,PLEASE ASK.
CONTRACTOR TO VERIFY ALL DIMENSIONS OF EXISTING WORKS ON SITE BEFORE COMMENCING ANY WORK OR PREPARING SHOP DRAWINGS

REVISION:	DATE:
DESCRIPTION	

CLIENT
IGMH

PROJECT NAME
PROPOSED PULMO LIFT RELOCATION

STAGE
RENOVATION

DRAWING TITLE	SCALE
AS GIVEN	**AS GIVEN**
DISCIPLINE **STRUCTURAL**	DRAWN BY -
	ARCHITECT -
	STR ENGINEER -
SHEET SIZE **A3**	DRAWING NUMBER S-03
SUBMITTED DATE **JULY 2026**	REVISION 00

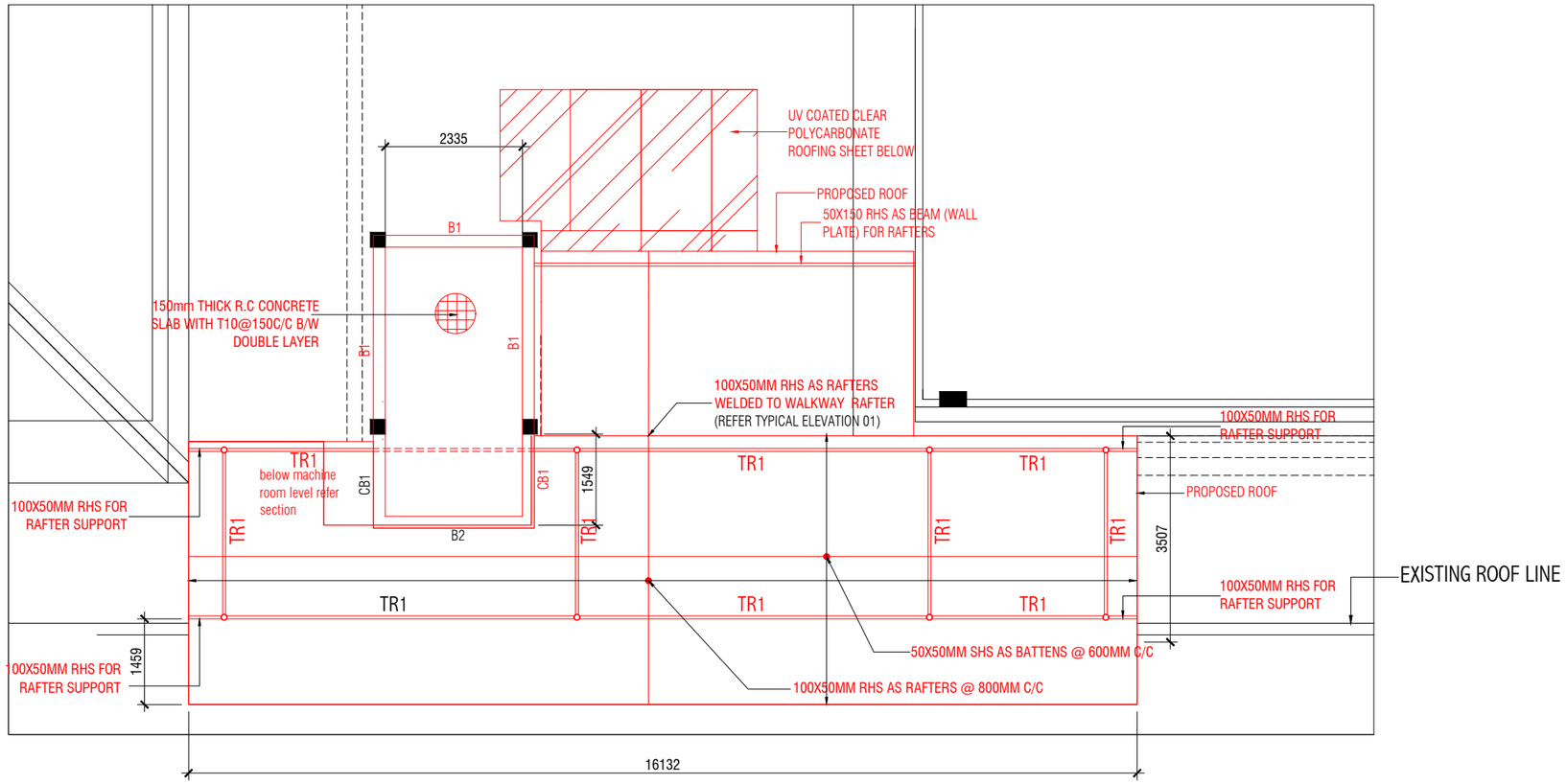

PROPOSED LIFT MACHINE ROOM FLOOR BEAM PLAN AND WALKWAY ROOF STRUCTURE PLAN

SCALE 1:100

0m 1m 3m 6m

NOTES

- PLEASE VERIFY ONSITE EXACT LOCATION OF LIFT CONCRETE BEAMS NEED IN EVERY 1500MM (PLEASE VERIFY WITH LIFT SUPPLIER BEFORE CASTING CONCRETE)
  PLEASE CHECK WITH LIFT SUPPLIER FOR LIFT MACHINE ROOM SLAB OPENINGS
  ALL GI PIPES, TRUSS, RATERS AND BATTENS MUST BE PAINTED WITH ANTI CORROSIVE PAINT

GENERAL NOTES

ALL DIMENSIONS ARE IN MM. UNLESS OTHERWISE SPECIFIED
DO NOT SCALE DRAWINGS, USE WRITTEN DIMENSIONS ONLY.IN CASE DOUBT,PLEASE ASK.
CONTRACTOR TO VERIFY ALL DIMENSIONS OF EXISTING WORKS ON SITE BEFORE COMMENCING ANY WORK OR PREPARING SHOP DRAWINGS

REVISION:	DATE:
DESCRIPTION	

CLIENT
IGMH

PROJECT NAME
PROPOSED PULMO LIFT RELOCATION

STAGE
RENOVATION

DRAWING TITLE	SCALE
AS GIVEN	**AS GIVEN**
DISCIPLINE **STRUCTURAL**	DRAWN BY -
	ARCHITECT -
	STR ENGINEER -
SHEET SIZE **A3**	DRAWING NUMBER S-04
SUBMITTED DATE **JULY 2026**	REVISION 00

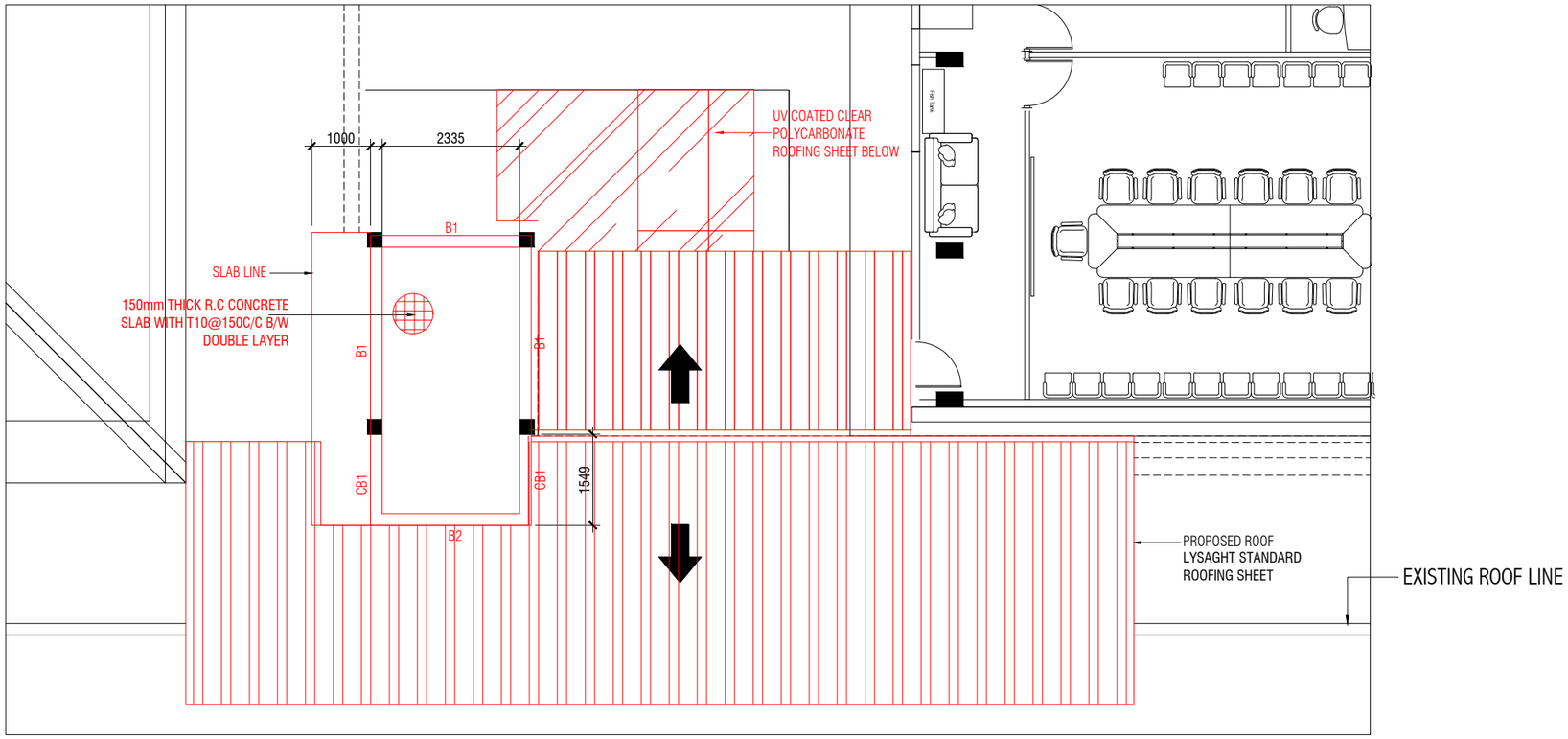

PROPOSED LIFT MACHINE ROOM ROOF BEAM PLAN

SCALE 1:100

0m 1m 3m 6m

NOTES

- PLEASE VERIFY ONSITE EXACT LOCATION OF LIFT CONCRETE BEAMS NEED IN EVERY 1500MM (PLEASE VERIFY WITH LIFT SUPPLIER BEFORE CASTING CONCRETE)
  PLEASE CHECK WITH LIFT SUPPLIER FOR LIFT MACHINE ROOM SLAB OPENINGS

GENERAL NOTES

ALL DIMENSIONS ARE IN MM. UNLESS OTHERWISE SPECIFIED
DO NOT SCALE DRAWINGS, USE WRITTEN DIMENSIONS ONLY.IN CASE DOUBT,PLEASE ASK.
CONTRACTOR TO VERIFY ALL DIMENSIONS OF EXISTING WORKS ON SITE BEFORE COMMENCING ANY WORK OR PREPARING SHOP DRAWINGS

REVISION:	DATE:
DESCRIPTION	

CLIENT
IGMH

PROJECT NAME
PROPOSED PULMO LIFT RELOCATION

STAGE
RENOVATION

DRAWING TITLE	SCALE
AS GIVEN	**AS GIVEN**

DISCIPLINE	DRAWN BY
STRUCTURAL	-
	ARCHITECT
	-
	STR ENGINEER
	-

SHEET SIZE	DRAWING NUMBER
A3	S-05
SUBMITTED DATE	REVISION
JULY 2026	00

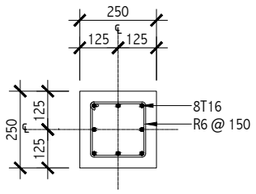

COLUMN - C1

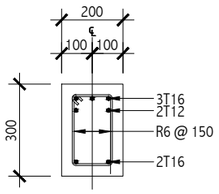

CANTILEVER BEAM -CB1

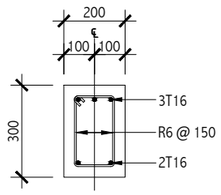

@ SUPPORT

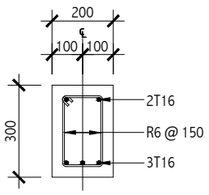

@ MIDSPAN

BEAM - B1

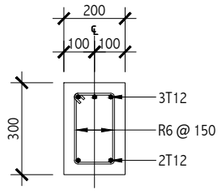

@ SUPPORT

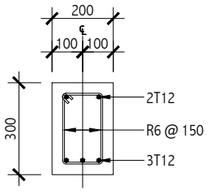

@ MIDSPAN

BEAM - B2

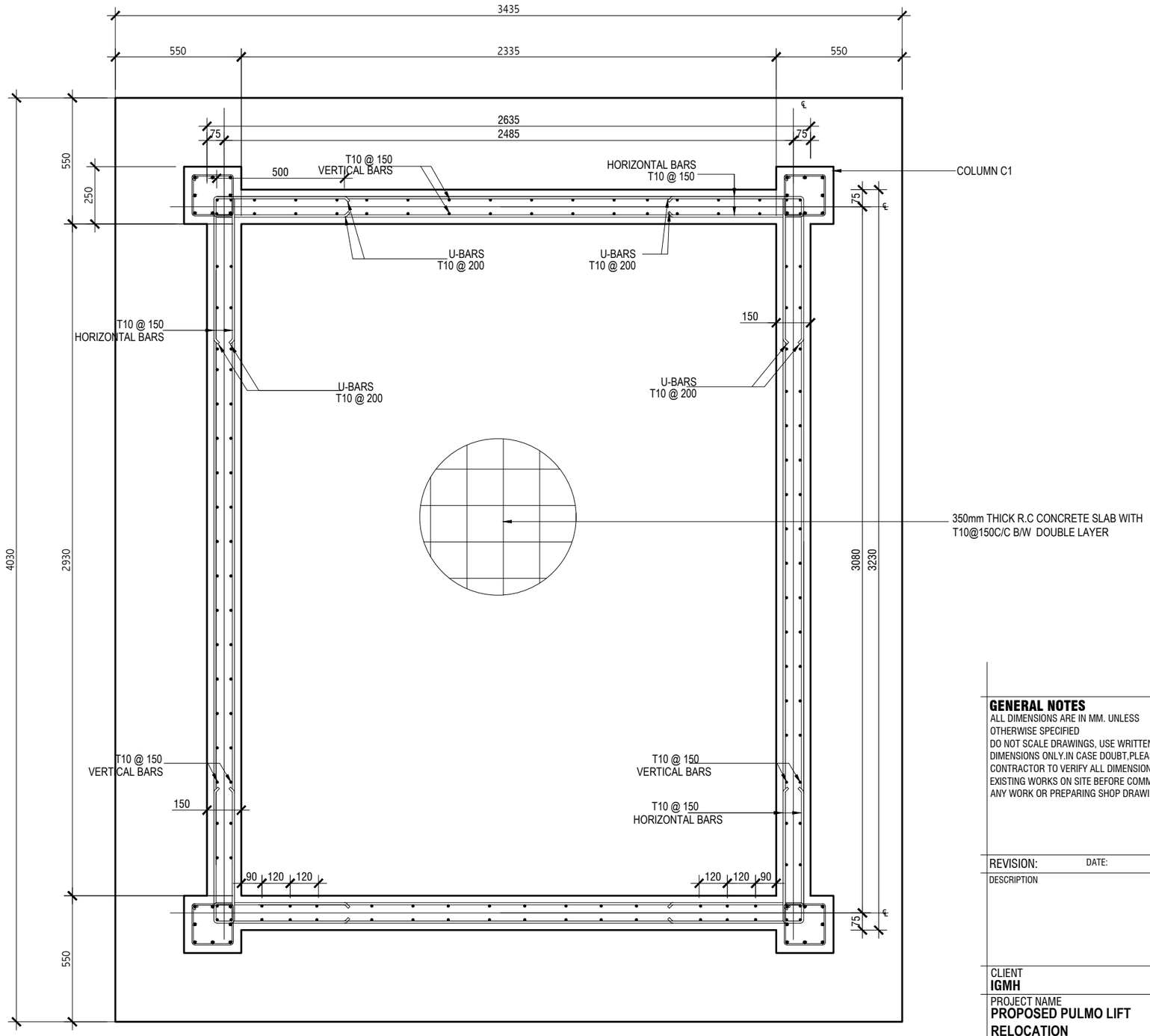

LIFT SHAFT DETAIL

SCALE 1:20

NOTES

- PLEASE VERIFY ONSITE EXACT LOCATION OF LIFT CONCRETE BEAMS NEED IN EVERY 1500MM (PLEASE VERIFY WITH LIFT SUPPLIER BEFORE CASTING CONCRETE)
  PLEASE CHECK WITH LIFT SUPPLIER FOR LIFT MACHINE ROOM SLAB OPENINGS
  ALL GI PIPES, TRUSS, RATERS AND BATTENS MUST BE PAINTED WITH ANTI CORROSIVE PAINT

GENERAL NOTES

ALL DIMENSIONS ARE IN MM. UNLESS OTHERWISE SPECIFIED
DO NOT SCALE DRAWINGS, USE WRITTEN DIMENSIONS ONLY.IN CASE DOUBT,PLEASE ASK.
CONTRACTOR TO VERIFY ALL DIMENSIONS OF EXISTING WORKS ON SITE BEFORE COMMENCING ANY WORK OR PREPARING SHOP DRAWINGS

REVISION:	DATE:
DESCRIPTION	

CLIENT
IGMH

PROJECT NAME
PROPOSED PULMO LIFT RELOCATION

STAGE
RENOVATION

DRAWING TITLE	SCALE
AS GIVEN	**AS GIVEN**
DISCIPLINE	DRAWN BY
STRUCTURAL	-
	ARCHITECT
	-
	STR ENGINEER
	-
SHEET SIZE	DRAWING NUMBER
A3	S-06
SUBMITTED DATE	REVISION
JULY 2026	00

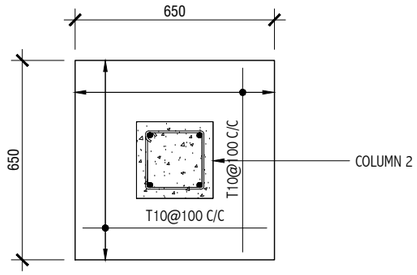

FOOTING 1 PLAN

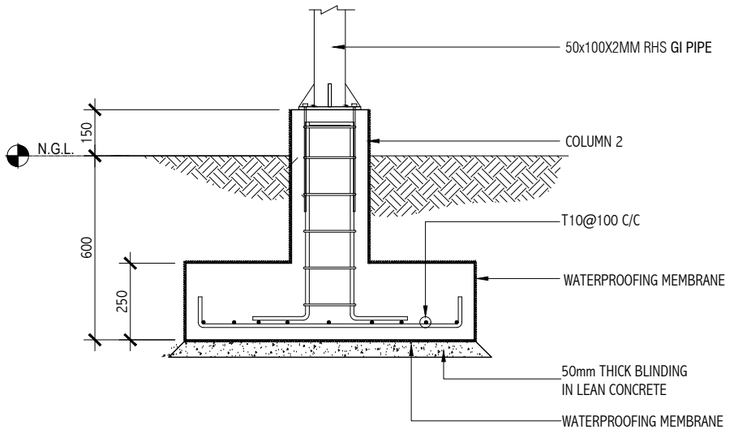

FOOTING 1 SECTION

FOOTING 1

SCALE 1:20

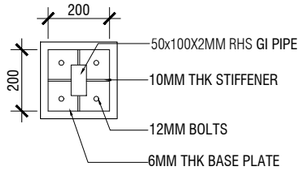

BASE PLATE DETAIL

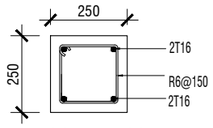

COLUMN C2

COLUMN 2 TO GI PIPE CONNECTION

SCALE 1:20

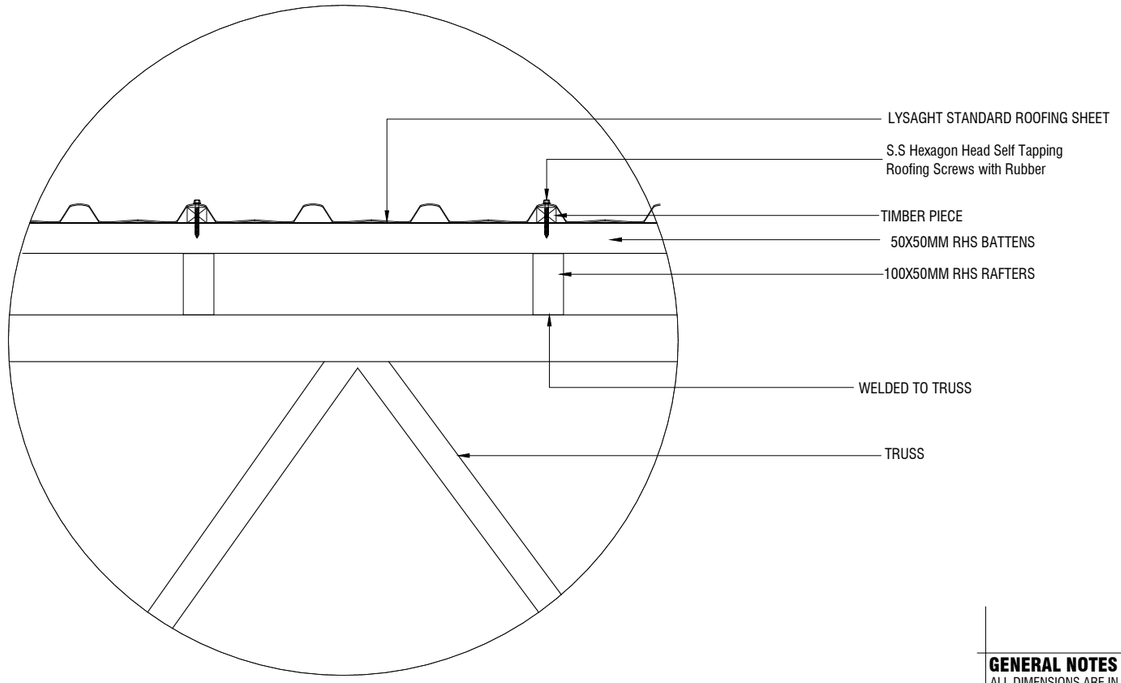

TYPICAL DETAIL 1

SCALE 1:10

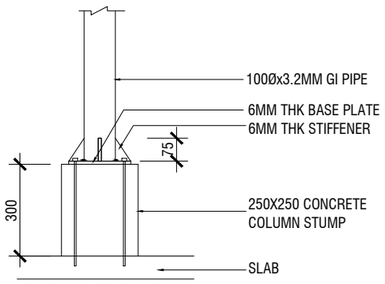

TYPICAL ELEVATION

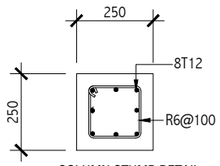

COLUMN STUMP DETAIL

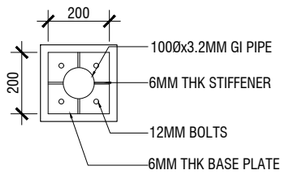

BASE PLATE DETAIL

ALL GI PIPES, TRUSS,
RATERS AND BATTENS
MUST BE PAINTED WITH
ANTI CORROSIVE PAINT

COLUMN TO GI PIPE CONNECTION ON 2ND/TERRACE FLOOR LEVEL

SCALE 1:20

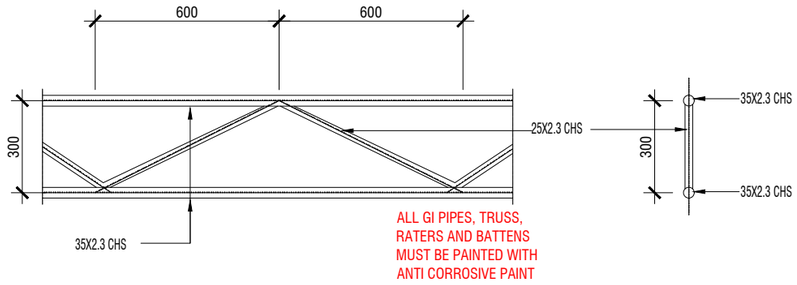

ALL GI PIPES, TRUSS,
RATERS AND BATTENS
MUST BE PAINTED WITH
ANTI CORROSIVE PAINT

TRUSS - TR1

SCALE 1:20

NOTES

- PLEASE VERIFY ONSITE EXACT LOCATION OF LIFT
  CONCRETE BEAMS NEED IN EVERY 1500MM (PLEASE VERIFY WITH LIFT SUPPLIER BEFORE CASTING CONCRETE)
  PLEASE CHECK WITH LIFT SUPPLIER FOR LIFT MACHINE ROOM SLAB OPENINGS
  ALL GI PIPES, TRUSS, RATERS AND BATTENS MUST BE PAINTED WITH ANTI CORROSIVE PAINT

GENERAL NOTES

ALL DIMENSIONS ARE IN MM. UNLESS OTHERWISE SPECIFIED
DO NOT SCALE DRAWINGS, USE WRITTEN DIMENSIONS ONLY.IN CASE DOUBT,PLEASE ASK.
CONTRACTOR TO VERIFY ALL DIMENSIONS OF EXISTING WORKS ON SITE BEFORE COMMENCING ANY WORK OR PREPARING SHOP DRAWINGS

REVISION:	DATE:
DESCRIPTION	

CLIENT
IGMH

PROJECT NAME
PROPOSED PULMO LIFT RELOCATION

STAGE
RENOVATION

DRAWING TITLE	SCALE
AS GIVEN	**AS GIVEN**
DISCIPLINE	DRAWN BY
STRUCTURAL	-
	ARCHITECT
	-
	STR ENGINEER
	-
SHEET SIZE	DRAWING NUMBER
A3	S-07
SUBMITTED DATE	REVISION
JULY 2026	00